

# PALM CITY IRONWORKS

## URBAN SERIES OUTSWING/INSWING DOORS (NON-HVHZ) (NON-IMPACT)



PALM CITY IRONWORKS  
3160 KUTAK RD.  
FORT MYERS, FL 33916

PH: (239) 691-8400 FX: (239)277-0061

### GENERAL NOTES:

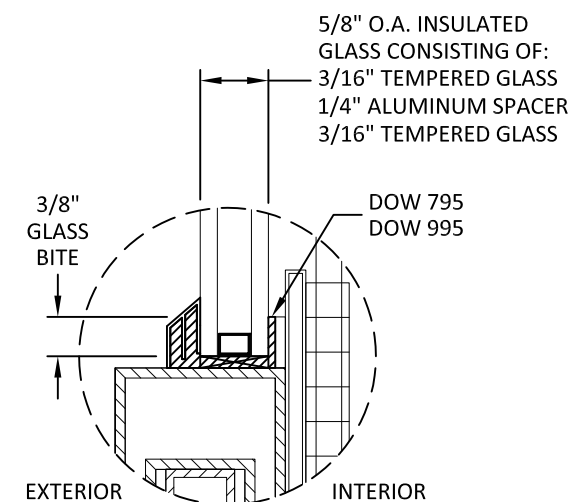
- THE PRODUCT SHOWN HEREIN IS DESIGNED AND MANUFACTURED TO COMPLY WITH THE CURRENT EDITION FLORIDA BUILDING CODE (FBC), **EXCLUDING** HVHZ AND HAS BEEN EVALUATED ACCORDING TO THE FOLLOWING:
  - ASTM E283-04(12)
  - ASTM E330-14
  - ASTM E331-00(09)
  - TAS 202-94
- ADEQUACY OF THE EXISTING STRUCTURAL CONCRETE/ MASONRY, 2X WOOD & STEEL FRAMING AS A MAIN WIND FORCE RESISTING SYSTEM CAPABLE OF WITHSTANDING AND TRANSFERRING APPLIED PRODUCT LOADS TO THE FOUNDATION IS THE RESPONSIBILITY OF THE ENGINEER OR ARCHITECT OF RECORD FOR THE PROJECT OF INSTALLATION.
- 1X AND 2X BUCKS (WHEN USED) SHALL BE DESIGNED AND ANCHORED TO PROPERLY TRANSFER ALL LOADS TO THE STRUCTURE. BUCK DESIGN AND INSTALLATION IS THE RESPONSIBILITY OF THE ENGINEER OR ARCHITECT OF RECORD FOR THE PROJECT OF INSTALLATION.
- THE INSTALLATION DETAILS DESCRIBED HEREIN ARE GENERIC AND MAY NOT REFLECT ACTUAL CONDITIONS FOR A SPECIFIC SITE. IF SITE CONDITIONS CAUSE INSTALLATION TO DEVIATE FROM THE REQUIREMENTS DETAILED HEREIN, A LICENSED ENGINEER OR ARCHITECT SHALL PREPARE SITE SPECIFIC DOCUMENTS FOR USE WITH THIS DOCUMENT. FOR NON-HVHZ AREA, INSTALLATION TO BE REVIEWED BY AHJ (AUTHORITY HAVING JURISDICTION).
- DEVIATION FROM THIS FLORIDA PRODUCT APPROVAL IN HVHZ AREA REQUIRES APPROVAL FROM MIAMI-DADE COUNTY RER OR AHJ.
- APPROVED IMPACT PROTECTIVE SYSTEM **IS REQUIRED** ON THIS PRODUCT IN AREAS REQUIRING IMPACT RESISTANCE.
- DOOR MATERIAL: STEEL
- GLASS MEET THE REQUIREMENTS OF ASTM E1300 GLASS CHARTS. SEE SHEET 1 FOR GLAZING DETAILS.
- CUSTOM SIZES AVAILABLE UPON REQUEST.

TABLE OF CONTENTS	
SHEET	SHEET DESCRIPTION
1	GENERAL NOTES & GLAZING DETAIL
2	ELEVATION & ANCHOR LAYOUT
3	ELEVATION & ANCHOR LAYOUT
4	ELEVATION & ANCHOR LAYOUT
5	ELEVATION & ANCHOR LAYOUT
6	ELEVATION & ANCHOR LAYOUT
7	ELEVATION & ANCHOR LAYOUT
8	ELEVATION
9	ELEVATION
10	ANCHOR LAYOUT
11	ANCHOR LAYOUT
12	ELEVATION
13	ANCHOR LAYOUT
14	ANCHOR LAYOUT
15	ELEVATION & ANCHOR LAYOUT
16	ANCHOR LAYOUT
17	ELEVATION & ANCHOR LAYOUT
18	ANCHOR LAYOUT
19-23	VERTICAL SECTIONS
24-28	HORIZONTAL SECTIONS
29	INSTALLATION NOTES, ANCHOR DETAILS & ANCHOR SCHEDULE
30	COMPONENTS & BILL OF MATERIALS
31	COMPONENTS
32	QUALIFIED CONFIGURATIONS

DESIGN PRESSURE RATING				
CONFIGURATION	MAX. O.A. PRODUCT SIZE		DESIGN PRESSURE	MISSILE IMPACT RATING
	WIDTH	HEIGHT		
X	40.00"	120.00"	+70.0/-70.0 PSF	SMI & LMI
O	80.00"			
XX				
OXXO	240.00"			
OOO				
XOOX	152.00"	148.00"		
OOO OXXO				
OOO OXXO (ROUND TOP)	152.00"	176.00"		

### GLAZING NOTES:

- GLASS TYPE AND THICKNESS COMPLY WITH ASTM E1300 REQUIREMENTS AS WELL AS APPLICABLE SAFETY GLAZING REQUIREMENTS PER THE FBC. THICKNESS, TEMPER, AND SAFETY GLAZING REQUIREMENTS SHALL BE REVIEWED ON A SITE SPECIFIC BASIS.
- SETTING BLOCK DUROMETER HARDNESS OF 70-90 (SHORE A) AS REFERENCED IN FBC CHAPTER 24.
- SETTING BLOCKS TO BE LOCATED AT 1/4 SPAN LENGTH FOR GLASS WIDER THAN 36" AS PER FBC CHAPTER 24.
- D.L.O. AND DESIGN PRESSURES MAY NOT EXCEED MAX VALUES DEPICTED HEREIN.




**GLAZING DETAIL 1**

TITLE: URBAN SERIES OUTSWING / INSWING NARROW STYLE DOOR (NON-HVHZ) (NON-IMPACT)  
GENERAL NOTES & GLAZING DETAIL

PREPARED BY: BUILDING DROPS, INC.  
398 E. DANIA BEACH BLVD., STE. 338  
DANIA BEACH, FL 33004  
PH: (954)399-8478  
FAX: (954)744-4738  
WEB: www.buildingdrops.com

REMARKS	BY	DATE

THE INSTALLATION DETAILS DESCRIBED HEREIN ARE GENERIC AND MAY NOT REFLECT ACTUAL CONDITIONS FOR A SPECIFIC SITE. IF SITE CONDITIONS CAUSE INSTALLATION TO DEVIATE FROM THE REQUIREMENTS DETAILED HEREIN, A LICENSED ENGINEER OR ARCHITECT SHALL PREPARE SITE SPECIFIC DOCUMENTS FOR USE WITH THIS DOCUMENT.



**FL27071**

DATE: **01.16.23**

DWG. BY: **MS**      CHK. BY: **HFN**

SCALE: **NTS**

DWG. #: **PCI017**

SHEET:

**1**

OF 32

2/14/2023 6:19 PM s:\projects\palmcity\_ironworks\_inc\fbc-19-1124\_fbc\_submittal\_-\_fl16749\_fl27071\_l\_fl27072\_fl27073\_fl27074\_fl27075\_mullion\dwgs\urban\_door\new\_package\pci017.dwg


TITLE:  
URBAN SERIES OUTSWING / INSWING  
NARROW STILE DOOR  
(NON-HVHZ) (NON-IMPACT)  
ELEVATION & ANCHOR LAYOUT

PREPARED BY:  
**BUILDING DROPS, INC.**  
398 E. DANIA BEACH BLVD., STE. 338  
DANIA BEACH, FL 33004  
PH: (954) 399-8478  
FAX: (954) 744-4738  
WEB: www.buildingdrops.com



REMARKS	BY	DATE

THE INSTALLATION DETAILS DESCRIBED HEREIN ARE GENERIC AND MAY NOT REFLECT ACTUAL CONDITIONS FOR A SPECIFIC SITE. IF SITE CONDITIONS CAUSE INSTALLATION TO DEVIATE FROM THE REQUIREMENTS DETAILED HEREIN, A LICENSED ENGINEER OR ARCHITECT SHALL PREPARE SITE SPECIFIC DOCUMENTS FOR USE WITH THIS DOCUMENT.



**FL27071**

DATE: **01.16.23**

DWG. BY: **MS**      CHK. BY: **HFN**

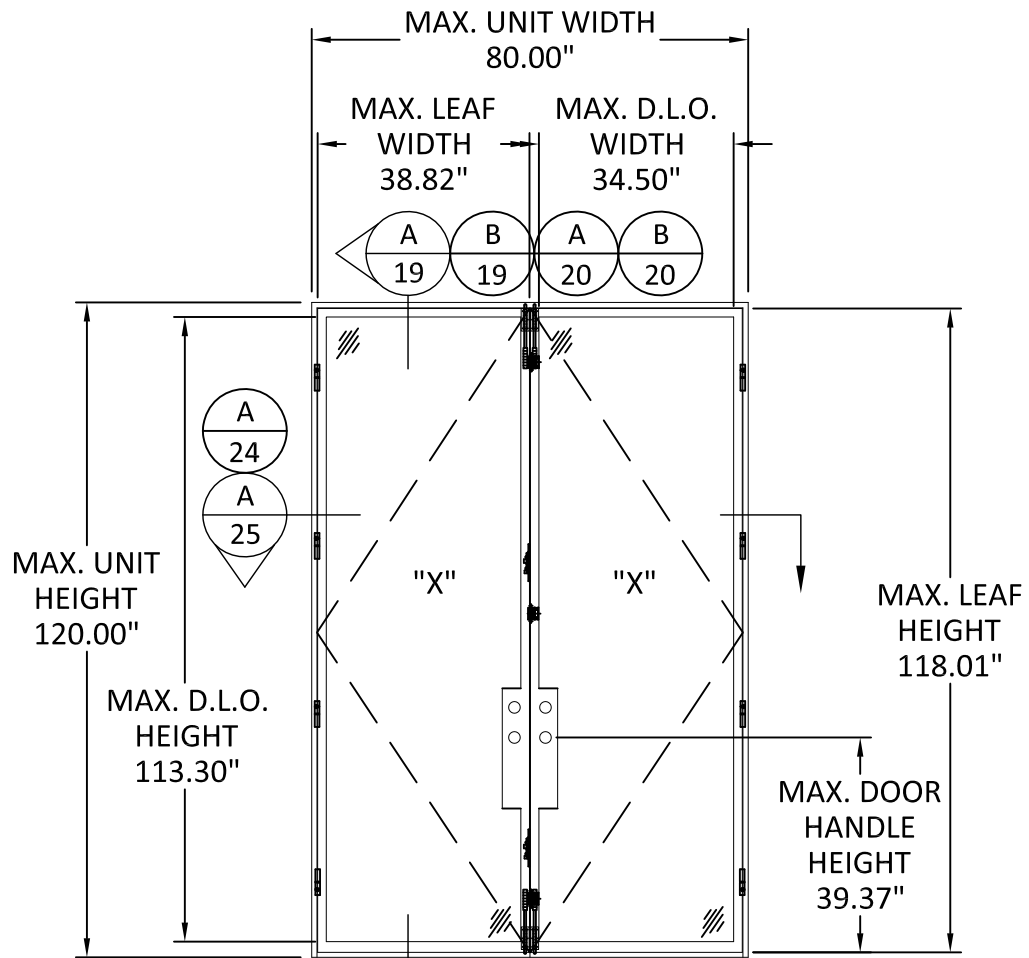
SCALE: **NTS**

DWG. #: **PCI017**

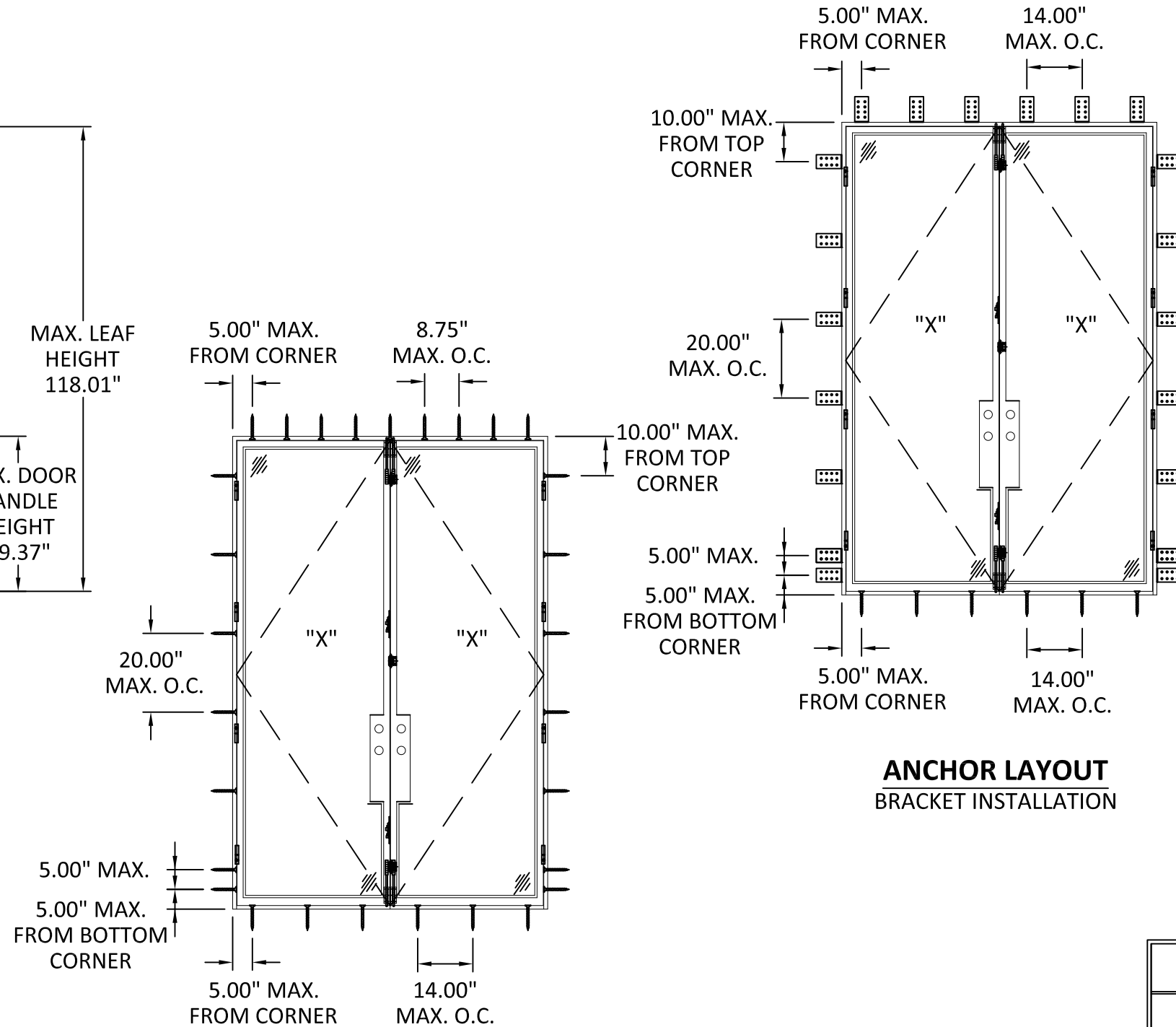
SHEET:

**2**

OF 32

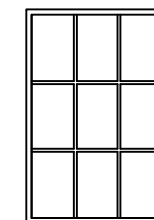


**ELEVATION**



**ANCHOR LAYOUT**  
BRACKET INSTALLATION

**ANCHOR LAYOUT**  
THROUGH FRAME  
INSTALLATION



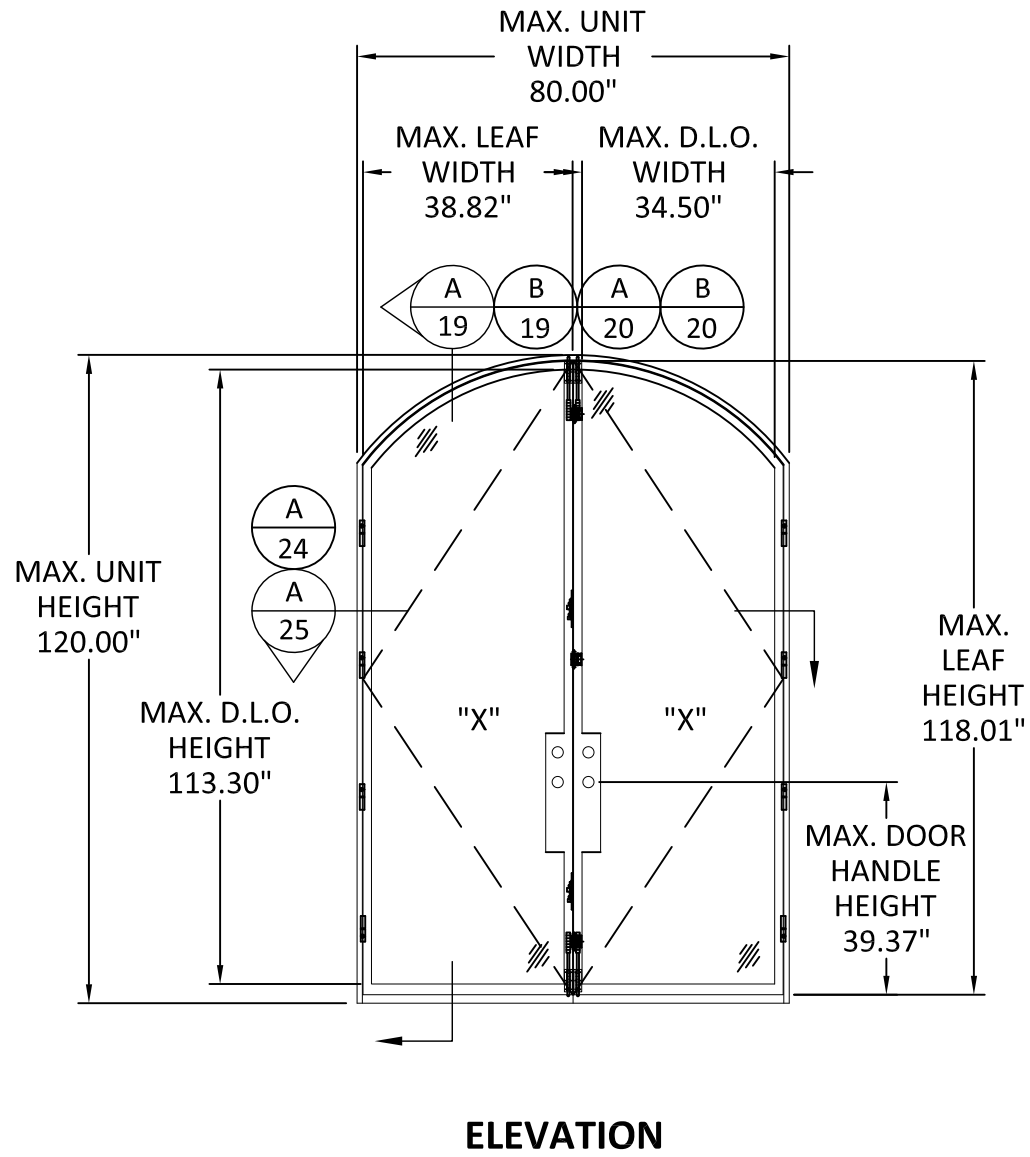
SIMULATED DIVIDED LITE  
ALSO QUALIFIED

2/13/2023 4:32 PM s:\projects\palmcity\ironworks\inc\fbc-19-1124-fbc-submittal-1\16749-fbc-submittal-1\127071, 127072, 127073, 127074, 127075, 127076, 127077, 127078, 127079, 127080, 127081, 127082, 127083, 127084, 127085, 127086, 127087, 127088, 127089, 127090, 127091, 127092, 127093, 127094, 127095, 127096, 127097, 127098, 127099, 127100, 127101, 127102, 127103, 127104, 127105, 127106, 127107, 127108, 127109, 127110, 127111, 127112, 127113, 127114, 127115, 127116, 127117, 127118, 127119, 127120, 127121, 127122, 127123, 127124, 127125, 127126, 127127, 127128, 127129, 127130, 127131, 127132, 127133, 127134, 127135, 127136, 127137, 127138, 127139, 127140, 127141, 127142, 127143, 127144, 127145, 127146, 127147, 127148, 127149, 127150, 127151, 127152, 127153, 127154, 127155, 127156, 127157, 127158, 127159, 127160, 127161, 127162, 127163, 127164, 127165, 127166, 127167, 127168, 127169, 127170, 127171, 127172, 127173, 127174, 127175, 127176, 127177, 127178, 127179, 127180, 127181, 127182, 127183, 127184, 127185, 127186, 127187, 127188, 127189, 127190, 127191, 127192, 127193, 127194, 127195, 127196, 127197, 127198, 127199, 127200, 127201, 127202, 127203, 127204, 127205, 127206, 127207, 127208, 127209, 127210, 127211, 127212, 127213, 127214, 127215, 127216, 127217, 127218, 127219, 127220, 127221, 127222, 127223, 127224, 127225, 127226, 127227, 127228, 127229, 127230, 127231, 127232, 127233, 127234, 127235, 127236, 127237, 127238, 127239, 127240, 127241, 127242, 127243, 127244, 127245, 127246, 127247, 127248, 127249, 127250, 127251, 127252, 127253, 127254, 127255, 127256, 127257, 127258, 127259, 127260, 127261, 127262, 127263, 127264, 127265, 127266, 127267, 127268, 127269, 127270, 127271, 127272, 127273, 127274, 127275, 127276, 127277, 127278, 127279, 127280, 127281, 127282, 127283, 127284, 127285, 127286, 127287, 127288, 127289, 127290, 127291, 127292, 127293, 127294, 127295, 127296, 127297, 127298, 127299, 127300, 127301, 127302, 127303, 127304, 127305, 127306, 127307, 127308, 127309, 127310, 127311, 127312, 127313, 127314, 127315, 127316, 127317, 127318, 127319, 127320, 127321, 127322, 127323, 127324, 127325, 127326, 127327, 127328, 127329, 127330, 127331, 127332, 127333, 127334, 127335, 127336, 127337, 127338, 127339, 127340, 127341, 127342, 127343, 127344, 127345, 127346, 127347, 127348, 127349, 127350, 127351, 127352, 127353, 127354, 127355, 127356, 127357, 127358, 127359, 127360, 127361, 127362, 127363, 127364, 127365, 127366, 127367, 127368, 127369, 127370, 127371, 127372, 127373, 127374, 127375, 127376, 127377, 127378, 127379, 127380, 127381, 127382, 127383, 127384, 127385, 127386, 127387, 127388, 127389, 127390, 127391, 127392, 127393, 127394, 127395, 127396, 127397, 127398, 127399, 127400, 127401, 127402, 127403, 127404, 127405, 127406, 127407, 127408, 127409, 127410, 127411, 127412, 127413, 127414, 127415, 127416, 127417, 127418, 127419, 127420, 127421, 127422, 127423, 127424, 127425, 127426, 127427, 127428, 127429, 127430, 127431, 127432, 127433, 127434, 127435, 127436, 127437, 127438, 127439, 127440, 127441, 127442, 127443, 127444, 127445, 127446, 127447, 127448, 127449, 127450, 127451, 127452, 127453, 127454, 127455, 127456, 127457, 127458, 127459, 127460, 127461, 127462, 127463, 127464, 127465, 127466, 127467, 127468, 127469, 127470, 127471, 127472, 127473, 127474, 127475, 127476, 127477, 127478, 127479, 127480, 127481, 127482, 127483, 127484, 127485, 127486, 127487, 127488, 127489, 127490, 127491, 127492, 127493, 127494, 127495, 127496, 127497, 127498, 127499, 127500, 127501, 127502, 127503, 127504, 127505, 127506, 127507, 127508, 127509, 127510, 127511, 127512, 127513, 127514, 127515, 127516, 127517, 127518, 127519, 127520, 127521, 127522, 127523, 127524, 127525, 127526, 127527, 127528, 127529, 127530, 127531, 127532, 127533, 127534, 127535, 127536, 127537, 127538, 127539, 127540, 127541, 127542, 127543, 127544, 127545, 127546, 127547, 127548, 127549, 127550, 127551, 127552, 127553, 127554, 127555, 127556, 127557, 127558, 127559, 127560, 127561, 127562, 127563, 127564, 127565, 127566, 127567, 127568, 127569, 127570, 127571, 127572, 127573, 127574, 127575, 127576, 127577, 127578, 127579, 127580, 127581, 127582, 127583, 127584, 127585, 127586, 127587, 127588, 127589, 127590, 127591, 127592, 127593, 127594, 127595, 127596, 127597, 127598, 127599, 127600, 127601, 127602, 127603, 127604, 127605, 127606, 127607, 127608, 127609, 127610, 127611, 127612, 127613, 127614, 127615, 127616, 127617, 127618, 127619, 127620, 127621, 127622, 127623, 127624, 127625, 127626, 127627, 127628, 127629, 127630, 127631, 127632, 127633, 127634, 127635, 127636, 127637, 127638, 127639, 127640, 127641, 127642, 127643, 127644, 127645, 127646, 127647, 127648, 127649, 127650, 127651, 127652, 127653, 127654, 127655, 127656, 127657, 127658, 127659, 127660, 127661, 127662, 127663, 127664, 127665, 127666, 127667, 127668, 127669, 127670, 127671, 127672, 127673, 127674, 127675, 127676, 127677, 127678, 127679, 127680, 127681, 127682, 127683, 127684, 127685, 127686, 127687, 127688, 127689, 127690, 127691, 127692, 127693, 127694, 127695, 127696, 127697, 127698, 127699, 127700, 127701, 127702, 127703, 127704, 127705, 127706, 127707, 127708, 127709, 127710, 127711, 127712, 127713, 127714, 127715, 127716, 127717, 127718, 127719, 127720, 127721, 127722, 127723, 127724, 127725, 127726, 127727, 127728, 127729, 127730, 127731, 127732, 127733, 127734, 127735, 127736, 127737, 127738, 127739, 127740, 127741, 127742, 127743, 127744, 127745, 127746, 127747, 127748, 127749, 127750, 127751, 127752, 127753, 127754, 127755, 127756, 127757, 127758, 127759, 127760, 127761, 127762, 127763, 127764, 127765, 127766, 127767, 127768, 127769, 127770, 127771, 127772, 127773, 127774, 127775, 127776, 127777, 127778, 127779, 127780, 127781, 127782, 127783, 127784, 127785, 127786, 127787, 127788, 127789, 127790, 127791, 127792, 127793, 127794, 127795, 127796, 127797, 127798, 127799, 127800, 127801, 127802, 127803, 127804, 127805, 127806, 127807, 127808, 127809, 127810, 127811, 127812, 127813, 127814, 127815, 127816, 127817, 127818, 127819, 127820, 127821, 127822, 127823, 127824, 127825, 127826, 127827, 127828, 127829, 127830, 127831, 127832, 127833, 127834, 127835, 127836, 127837, 127838, 127839, 127840, 127841, 127842, 127843, 127844, 127845, 127846, 127847, 127848, 127849, 127850, 127851, 127852, 127853, 127854, 127855, 127856, 127857, 127858, 127859, 127860, 127861, 127862, 127863, 127864, 127865, 127866, 127867, 127868, 127869, 127870, 127871, 127872, 127873, 127874, 127875, 127876, 127877, 127878, 127879, 127880, 127881, 127882, 127883, 127884, 127885, 127886, 127887, 127888, 127889, 127890, 127891, 127892, 127893, 127894, 127895, 127896, 127897, 127898, 127899, 127900, 127901, 127902, 127903, 127904, 127905, 127906, 127907, 127908, 127909, 127910, 127911, 127912, 127913, 127914, 127915, 127916, 127917, 127918, 127919, 127920, 127921, 127922, 127923, 127924, 127925, 127926, 127927, 127928, 127929, 127930, 127931, 127932, 127933, 127934, 127935, 127936, 127937, 127938, 127939, 127940, 127941, 127942, 127943, 127944, 127945, 127946, 127947, 127948, 127949, 127950, 127951, 127952, 127953, 127954, 127955, 127956, 127957, 127958, 127959, 127960, 127961, 127962, 127963, 127964, 127965, 127966, 127967, 127968, 127969, 127970, 127971, 127972, 127973, 127974, 127975, 127976, 127977, 127978, 127979, 127980, 127981, 127982, 127983, 127984, 127985, 127986, 127987, 127988, 127989, 127990, 127991, 127992, 127993, 127994, 127995, 127996, 127997, 127998, 127999, 128000

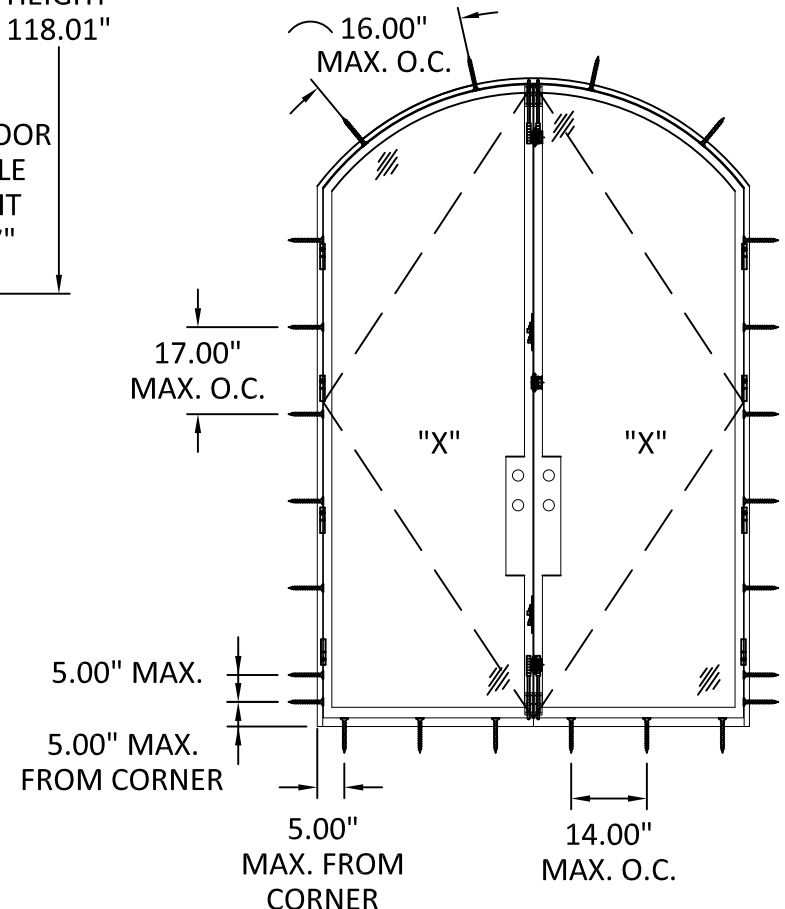


TITLE: URBAN SERIES OUTSWING / INSWING  
NARROW STILE DOOR  
(NON-HVHZ) (NON-IMPACT)  
ELEVATION & ANCHOR LAYOUT

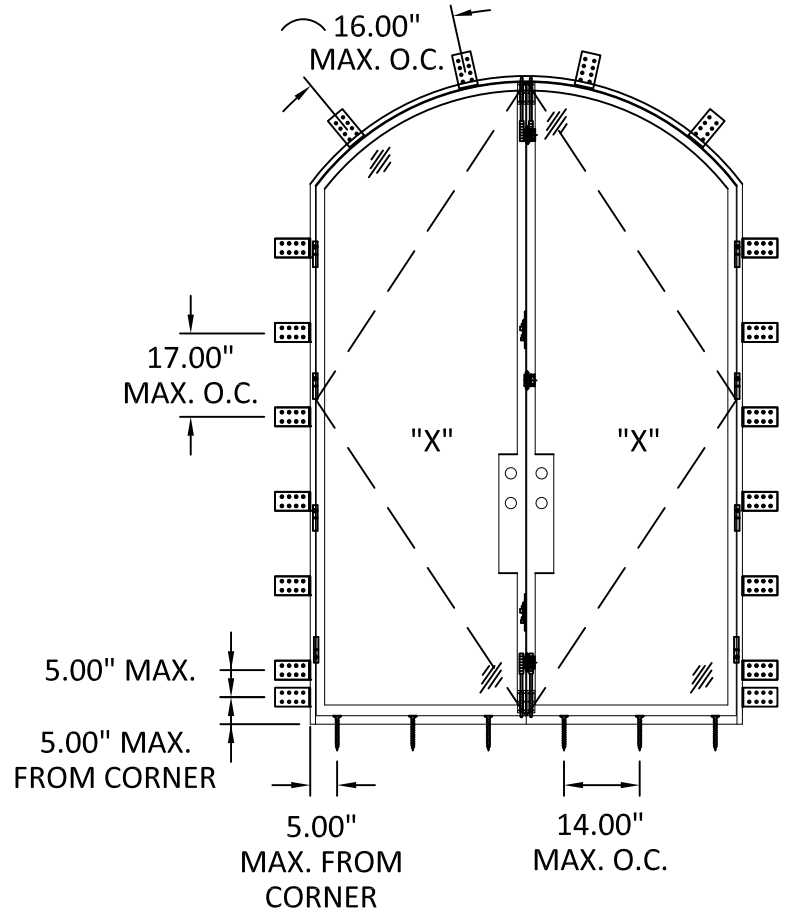
PREPARED BY:  
**BUILDING DROPS, INC.**  
398 E. DANIA BEACH BLVD., STE. 338  
DANIA BEACH, FL 33004  
PH: (954)399-8478  
FAX: (954)744-4738  
WEB: www.buildingdrops.com



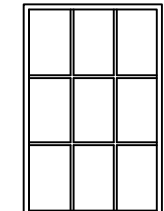
**ELEVATION**



**ANCHOR LAYOUT**  
THROUGH FRAME  
INSTALLATION




**ANCHOR LAYOUT**  
BRACKET INSTALLATION



SIMULATED DIVIDED LITE  
ALSO QUALIFIED

REMARKS	BY	DATE

THE INSTALLATION DETAILS DESCRIBED HEREIN ARE GENERIC AND MAY NOT REFLECT ACTUAL CONDITIONS FOR A SPECIFIC SITE. IF SITE CONDITIONS CAUSE INSTALLATION TO DEVIATE FROM THE REQUIREMENTS DETAILED HEREIN, A LICENSED ENGINEER OR ARCHITECT SHALL PREPARE SITE SPECIFIC DOCUMENTS FOR USE WITH THIS DOCUMENT.



**FL27071**

DATE:	01.16.23
DWG. BY:	MS
CHK. BY:	HFN
SCALE:	NTS
DWG. #:	PCI017
SHEET:	4

2/13/2023 4:32 PM s:\projects\palmcity\ironworks\inc\lbc-19-1124-fbc-submittal-116749-fbc-submittal-1127071, 1127072, 1127073, 1127074, 1127075, mullion\dwg\urban door\new package\pci017.dwg




TITLE: URBAN SERIES OUTSWING / INSWING  
NARROW STILE DOOR  
(NON-HVHZ) (NON-IMPACT)  
ELEVATION & ANCHOR LAYOUT

PREPARED BY:  
**BUILDING DROPS, INC.**  
398 E. DANIA BEACH BLVD., STE. 338  
DANIA BEACH, FL 33004  
PH: (954)399-8478  
FAX: (954)744-4738  
WEB: www.buildingdrops.com

REMARKS	BY	DATE

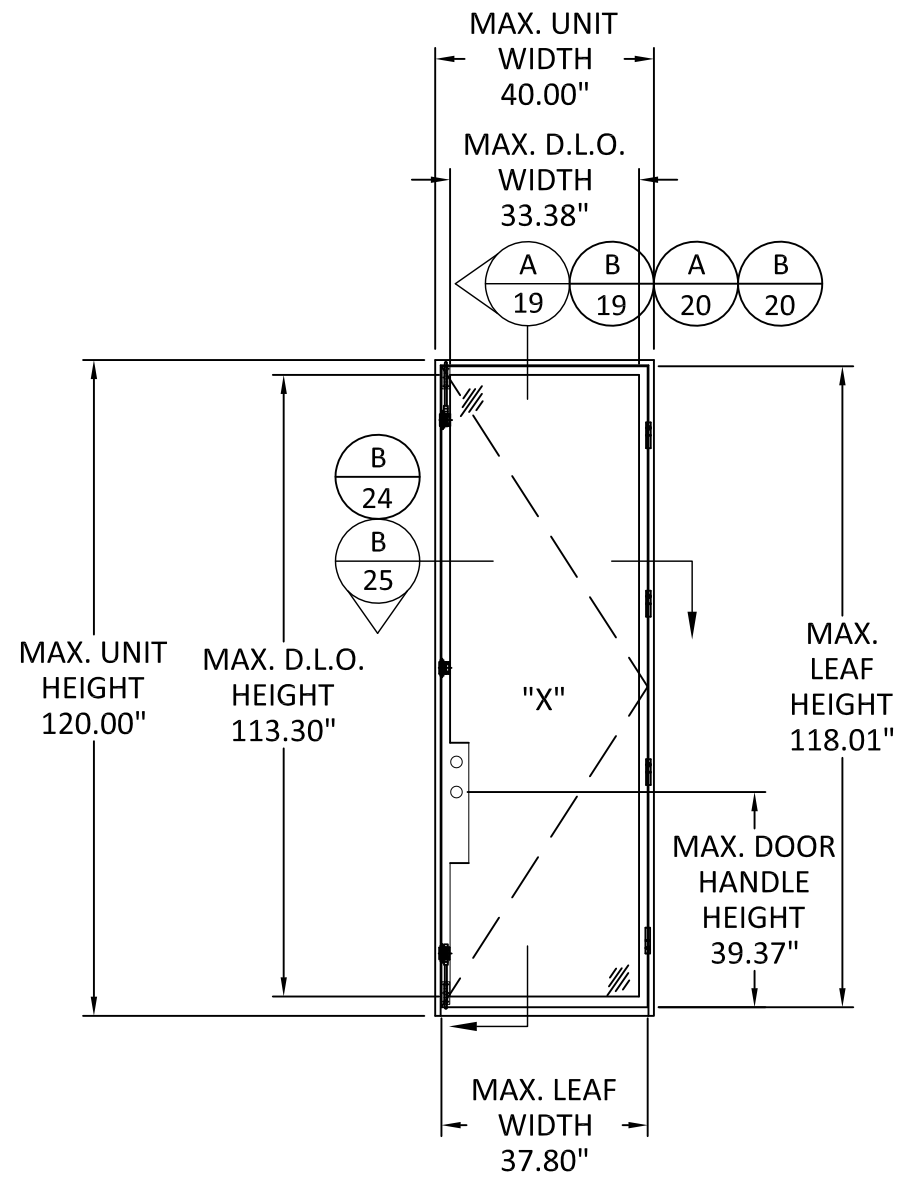
THE INSTALLATION DETAILS DESCRIBED HEREIN ARE GENERIC AND MAY NOT REFLECT ACTUAL CONDITIONS FOR A SPECIFIC SITE. IF SITE CONDITIONS CAUSE INSTALLATION TO DEVIATE FROM THE REQUIREMENTS DETAILED HEREIN, A LICENSED ENGINEER OR ARCHITECT SHALL PREPARE SITE SPECIFIC DOCUMENTS FOR USE WITH THIS DOCUMENT.



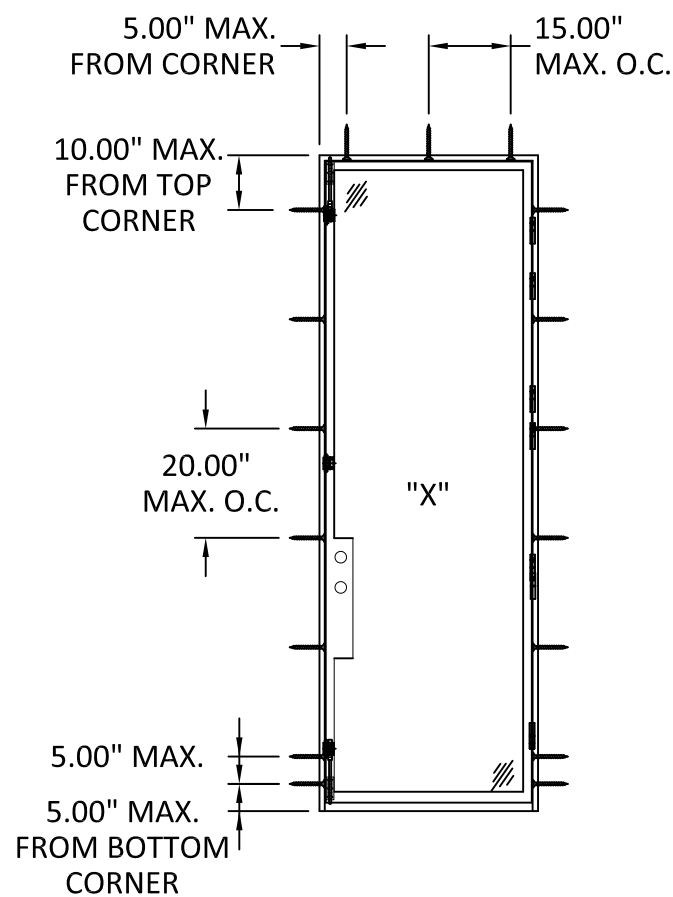
**FL27071**

DATE: **01.16.23**  
DWG. BY: **MS**      CHK. BY: **HFN**  
SCALE: **NTS**  
DWG. #: **PCI017**  
SHEET:

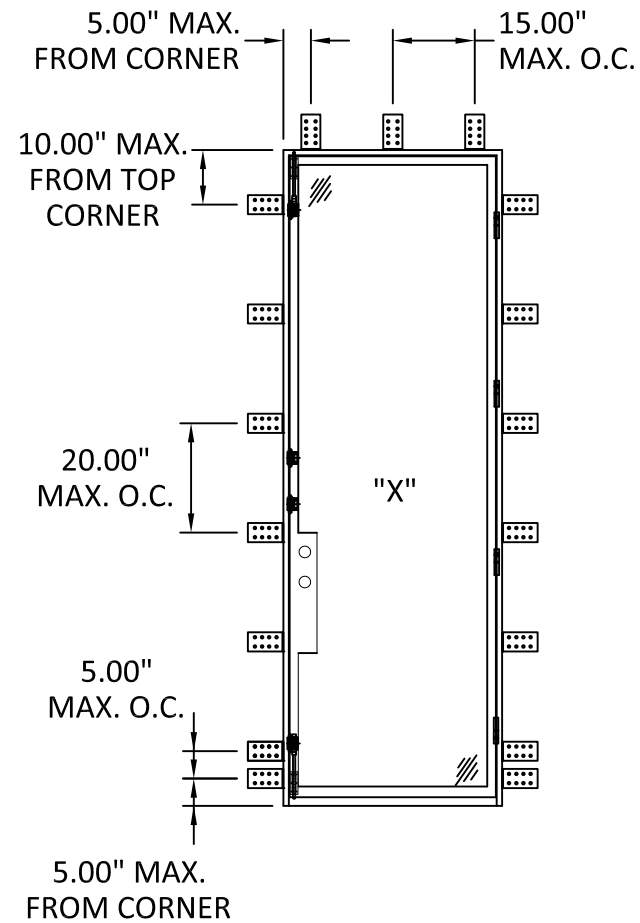
**5**



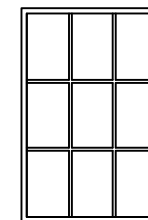
**ELEVATION**



**ANCHOR LAYOUT**  
THROUGH FRAME  
INSTALLATION



**ANCHOR LAYOUT**  
BRACKET INSTALLATION



SIMULATED DIVIDED LITE  
ALSO QUALIFIED


TITLE:  
URBAN SERIES OUTSWING / INSWING  
NARROW STILE DOOR  
(NON-HVHZ) (NON-IMPACT)  
ELEVATION & ANCHOR LAYOUT

PREPARED BY:  
**BUILDING DROPS, INC.**  
398 E. DANIA BEACH BLVD., STE. 338  
DANIA BEACH, FL 33004  
PH: (954)399-8478  
FAX: (954)744-4738  
WEB: www.buildingdrops.com



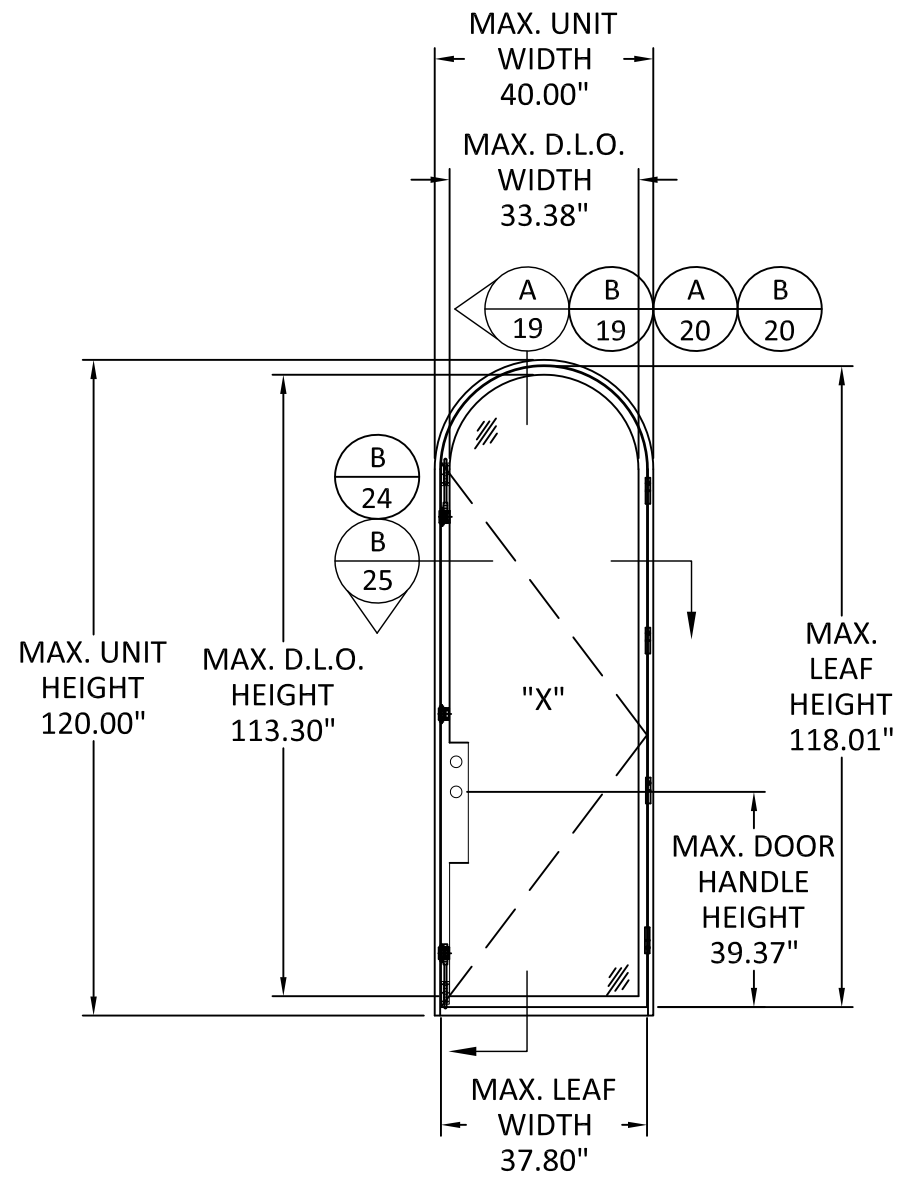
REMARKS	BY	DATE

THE INSTALLATION DETAILS DESCRIBED HEREIN ARE GENERIC AND MAY NOT REFLECT ACTUAL CONDITIONS FOR A SPECIFIC SITE. IF SITE CONDITIONS CAUSE INSTALLATION TO DEVIATE FROM THE REQUIREMENTS DETAILED HEREIN, A LICENSED ENGINEER OR ARCHITECT SHALL PREPARE SITE SPECIFIC DOCUMENTS FOR USE WITH THIS DOCUMENT.

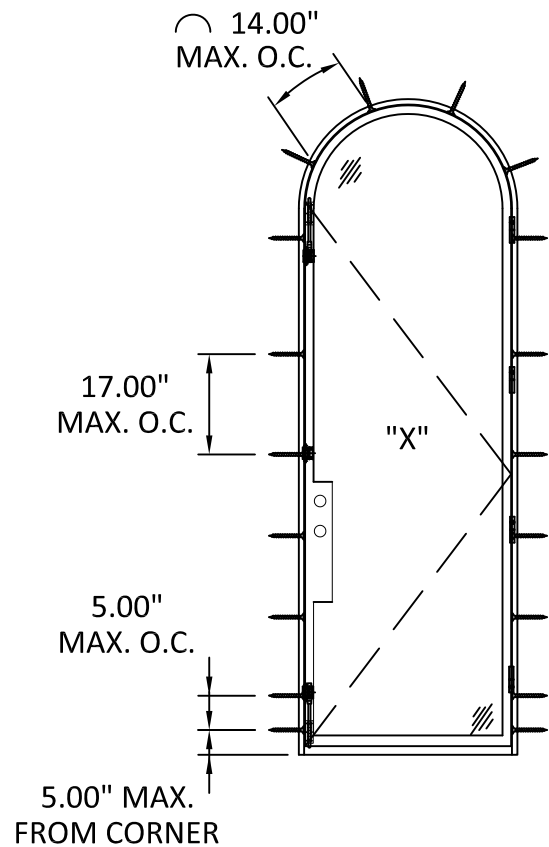


**FL27071**

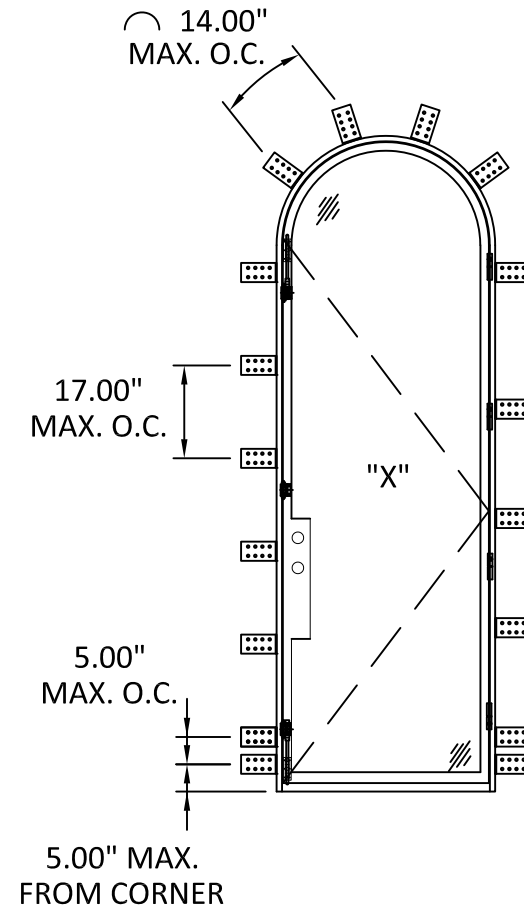
DATE:	<b>01.16.23</b>
DWG. BY:	<b>MS</b>
CHK. BY:	<b>HFN</b>
SCALE:	<b>NTS</b>
DWG. #:	<b>PCI017</b>
SHEET:	<b>6</b>



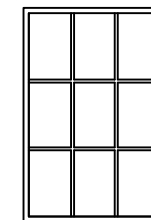
**ELEVATION**



**ANCHOR LAYOUT THROUGH FRAME INSTALLATION**



**ANCHOR LAYOUT BRACKET INSTALLATION**



SIMULATED DIVIDED LITE ALSO QUALIFIED


2/13/2023 4:32 PM s:\projects\palmcity\ironworks, inc\fbc-19-1124-fbc-submittal-1116749-fbc-submittal-1127071, 1127072, 1127073, 1127074, 1127075, mullion\dwg\urban door\new package\pci017.dwg

TITLE: URBAN SERIES OUTSWING / INSWING  
NARROW STILE DOOR  
(NON-HVHZ) (NON-IMPACT)  
ELEVATION & ANCHOR LAYOUT

PREPARED BY:  
**BUILDING DROPS, INC.**  
398 E. DANIA BEACH BLVD., STE. 338  
DANIA BEACH, FL 33004  
PH: (954)399-8478  
FAX: (954)744-4738  
WEB: www.buildingdrops.com

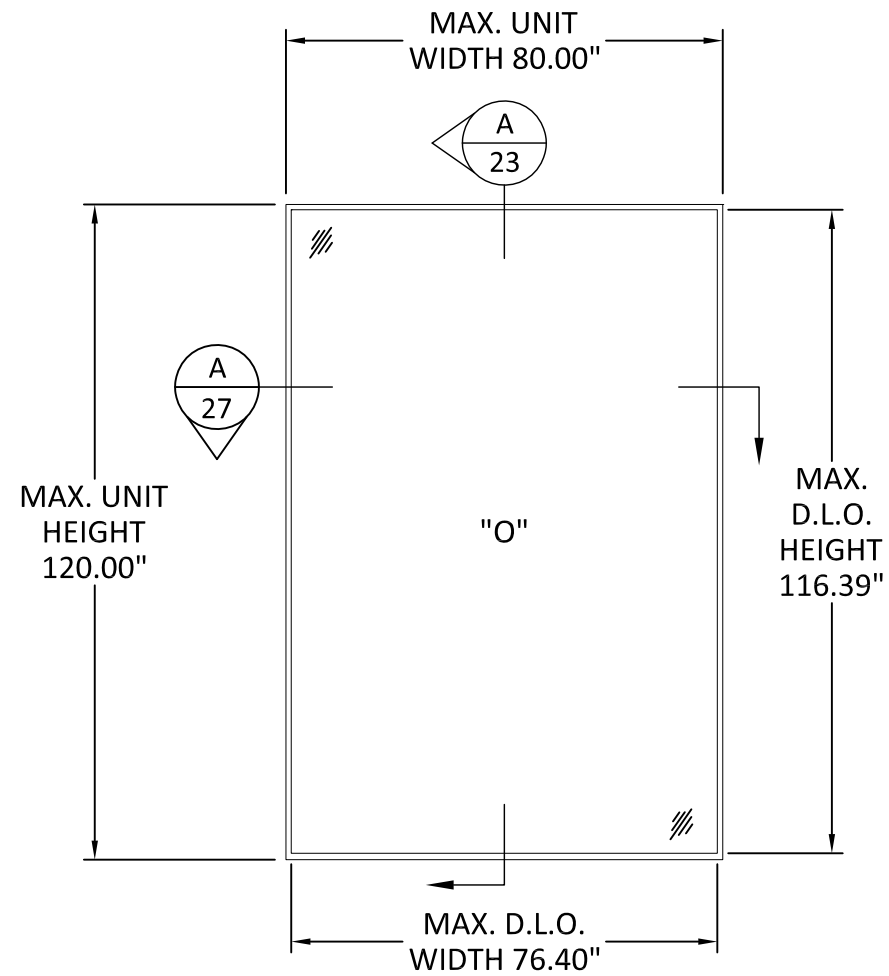
REMARKS	BY	DATE

THE INSTALLATION DETAILS DESCRIBED HEREIN ARE GENERIC AND MAY NOT REFLECT ACTUAL CONDITIONS FOR A SPECIFIC SITE. IF SITE CONDITIONS CAUSE INSTALLATION TO DEVIATE FROM THE REQUIREMENTS DETAILED HEREIN, A LICENSED ENGINEER OR ARCHITECT SHALL PREPARE SITE SPECIFIC DOCUMENTS FOR USE WITH THIS DOCUMENT.

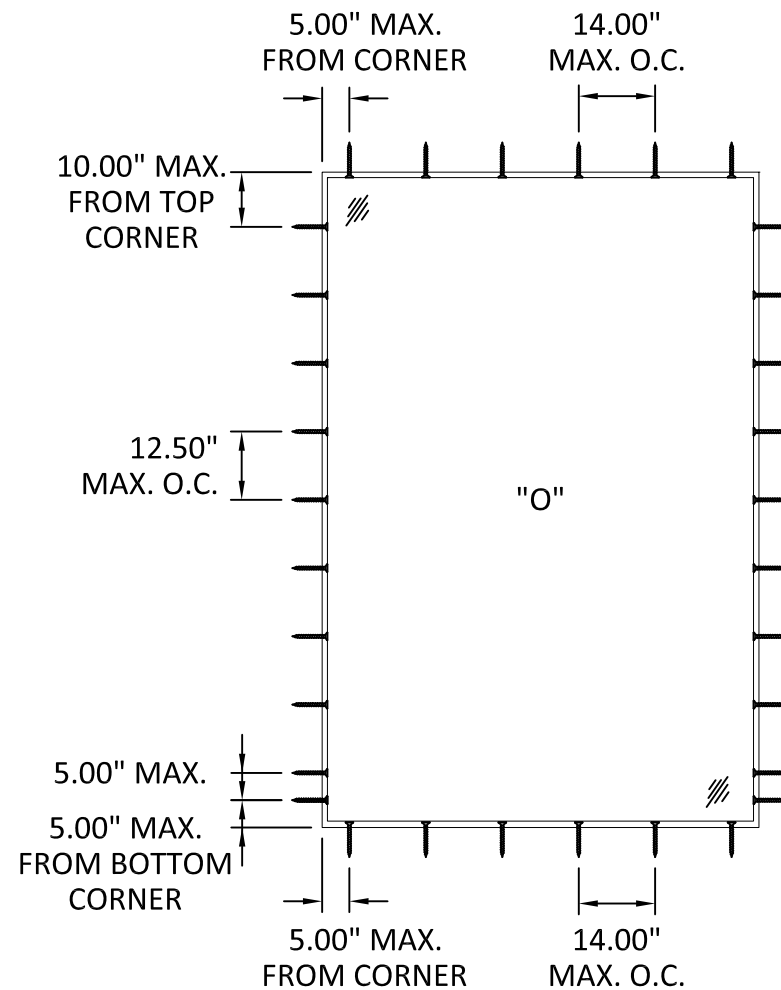


**FL27071**

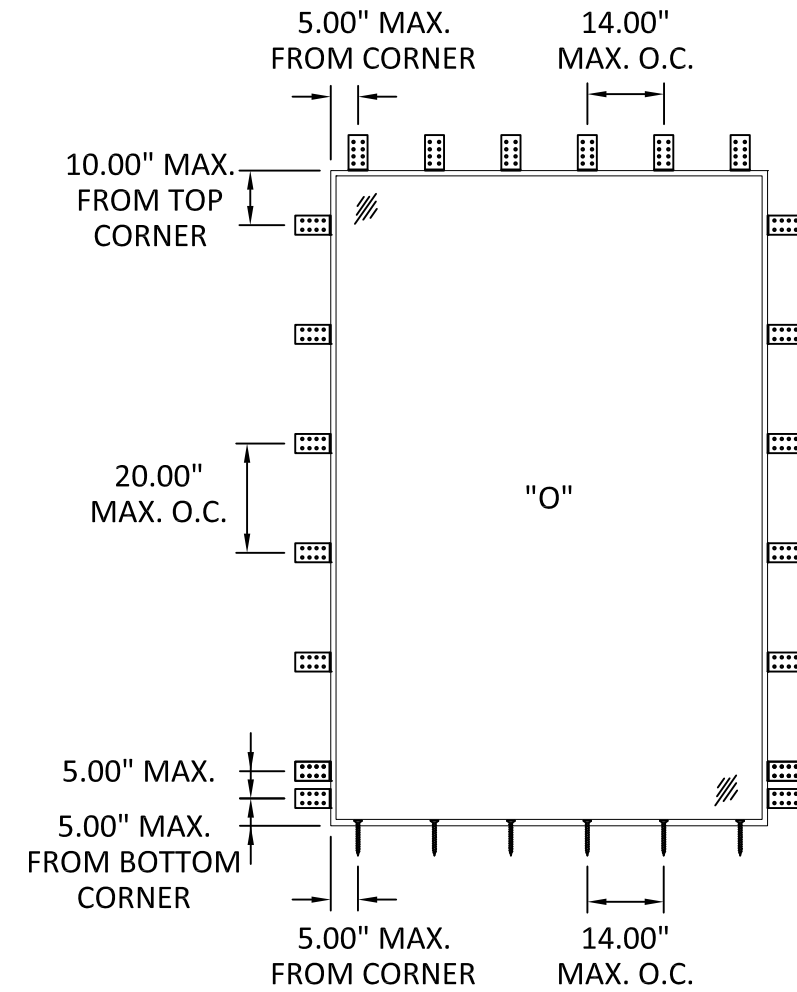
DATE:	01.16.23	
DWG. BY:	MS	CHK. BY: HFN
SCALE:	NTS	
DWG. #:	PCI017	
SHEET:	7	



**ELEVATION**



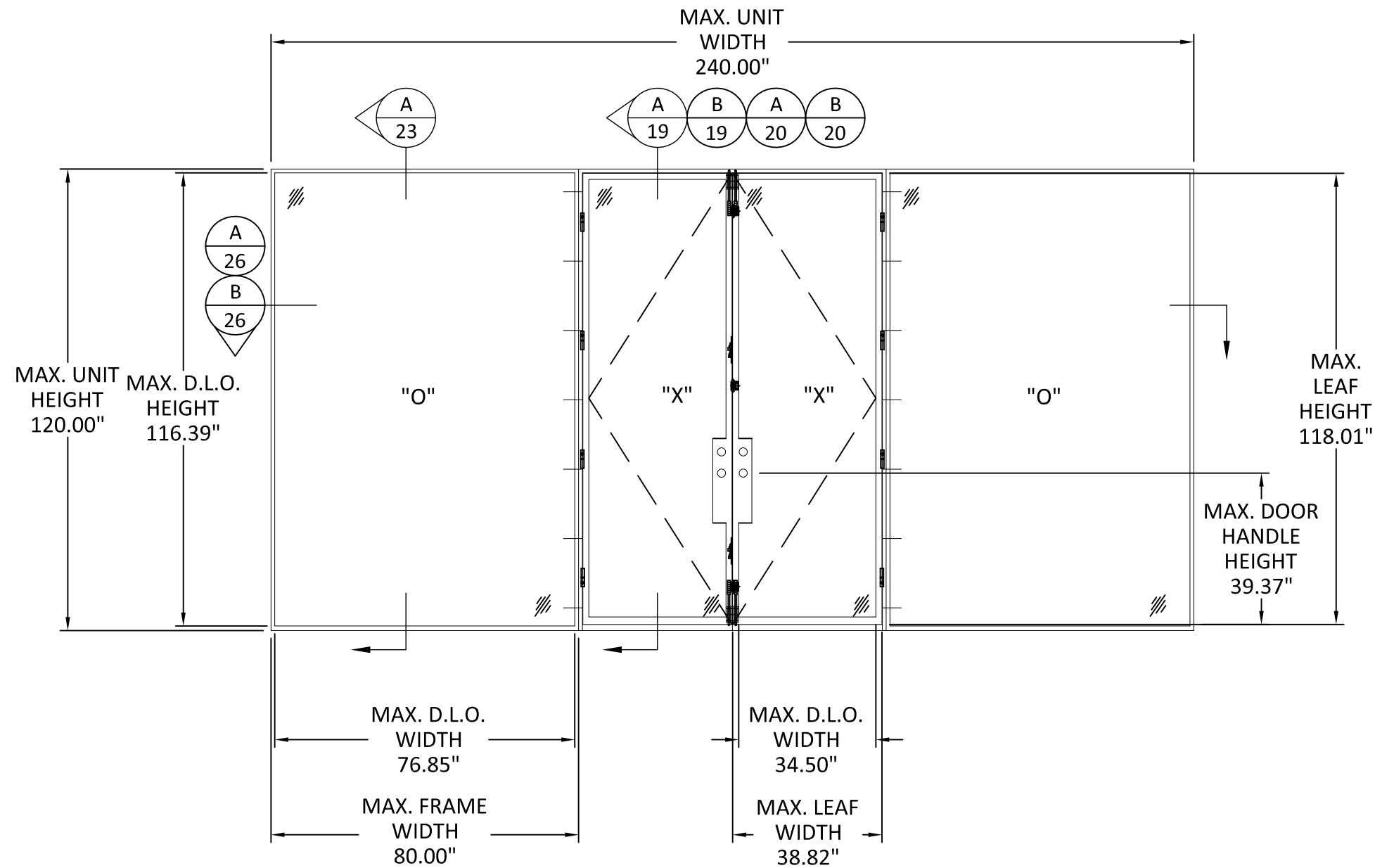
**ANCHOR LAYOUT**  
THROUGH FRAME  
INSTALLATION



**ANCHOR LAYOUT**  
BRACKET INSTALLATION


TITLE:  
URBAN SERIES OUTSWING / INSWING  
NARROW STILE DOOR  
(NON-HVHZ) (NON-IMPACT)  
ELEVATION

PREPARED BY:  
**BUILDING DROPS, INC.**  
398 E. DANIA BEACH BLVD., STE. 338  
DANIA BEACH, FL 33004  
PH: (954)399-8478  
FAX: (954)744-4738  
WEB: www.buildingdrops.com




**ELEVATION**

SINGLE DOOR WITH SIDELITE(S) ALSO QUALIFIED



SIMULATED DIVIDED LITE  
ALSO QUALIFIED

THE INSTALLATION DETAILS DESCRIBED HEREIN ARE  
GENERIC AND MAY NOT REFLECT ACTUAL CONDITIONS FOR  
A SPECIFIC SITE. IF SITE CONDITIONS CAUSE INSTALLATION  
TO DEVIATE FROM THE REQUIREMENTS DETAILED HEREIN, A  
LICENSED ENGINEER OR ARCHITECT SHALL PREPARE SITE  
SPECIFIC DOCUMENTS FOR USE WITH THIS DOCUMENT.



**FL27071**

DATE: **01.16.23**

DWG. BY: **MS**      CHK. BY: **HFN**

SCALE: **NTS**

DWG. #: **PCI017**

SHEET:

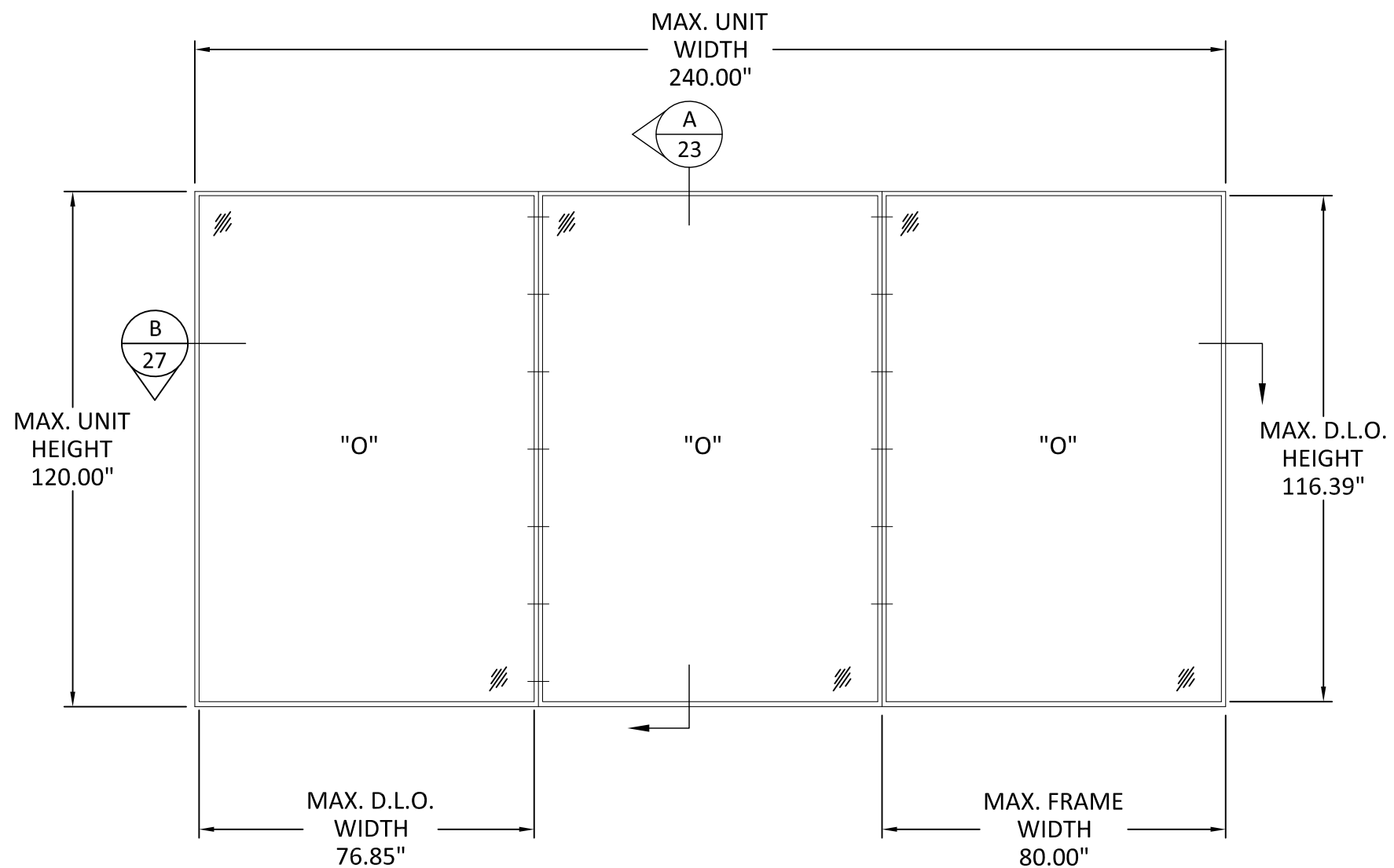
8

s:\projects\palmcity\ironworks\inc\fbc-19-1124-fbc-submittal-ff16749-ff127071-ff127072-ff127073-ff127074-ff127075-mullion\dwgs\urban door\new package\pci017.dwg 2/13/2023 4:32 PM



TITLE:  
URBAN SERIES OUTSWING / INSWING  
NARROW STILE DOOR  
(NON-HVHZ) (NON-IMPACT)  
ELEVATION

PREPARED BY:  
**B.D.**  
BUILDING DROPS  
BUILDING DROPS, INC.  
398 E. DANIA BEACH BLVD., STE. 338  
DANIA BEACH, FL 33004  
PH: (954)399-8478  
FAX: (954)744-4738  
WEB: www.buildingdrops.com




**ELEVATION**

SEE ANCHOR LAYOUT PAGES 10 & 11

REMARKS	BY	DATE

THE INSTALLATION DETAILS DESCRIBED HEREIN ARE GENERIC AND MAY NOT REFLECT ACTUAL CONDITIONS FOR A SPECIFIC SITE. IF SITE CONDITIONS CAUSE INSTALLATION TO DEVIATE FROM THE REQUIREMENTS DETAILED HEREIN, A LICENSED ENGINEER OR ARCHITECT SHALL PREPARE SITE SPECIFIC DOCUMENTS FOR USE WITH THIS DOCUMENT.



**FL27071**

DATE: **01.16.23**

DWG. BY: **MS**      CHK. BY: **HFN**

SCALE: **NTS**

DWG. #: **PCI017**

SHEET:  
**9**


TITLE:  
URBAN SERIES OUTSWING / INSWING  
NARROW STILE DOOR  
(NON-HVHZ) (NON-IMPACT)  
ANCHOR LAYOUT

PREPARED BY:  
**BUILDING DROPS, INC.**  
398 E. DANIA BEACH BLVD., STE. 338  
DANIA BEACH, FL 33004  
PH: (954)399-8478  
FAX: (954)744-4738  
WEB: www.buildingdrops.com



REMARKS	BY	DATE

THE INSTALLATION DETAILS DESCRIBED HEREIN ARE GENERIC AND MAY NOT REFLECT ACTUAL CONDITIONS FOR A SPECIFIC SITE. IF SITE CONDITIONS CAUSE INSTALLATION TO DEVIATE FROM THE REQUIREMENTS DETAILED HEREIN, A LICENSED ENGINEER OR ARCHITECT SHALL PREPARE SITE SPECIFIC DOCUMENTS FOR USE WITH THIS DOCUMENT.



**FL27071**

DATE: **01.16.23**

DWG. BY:  
**MS**

CHK. BY:  
**HFN**

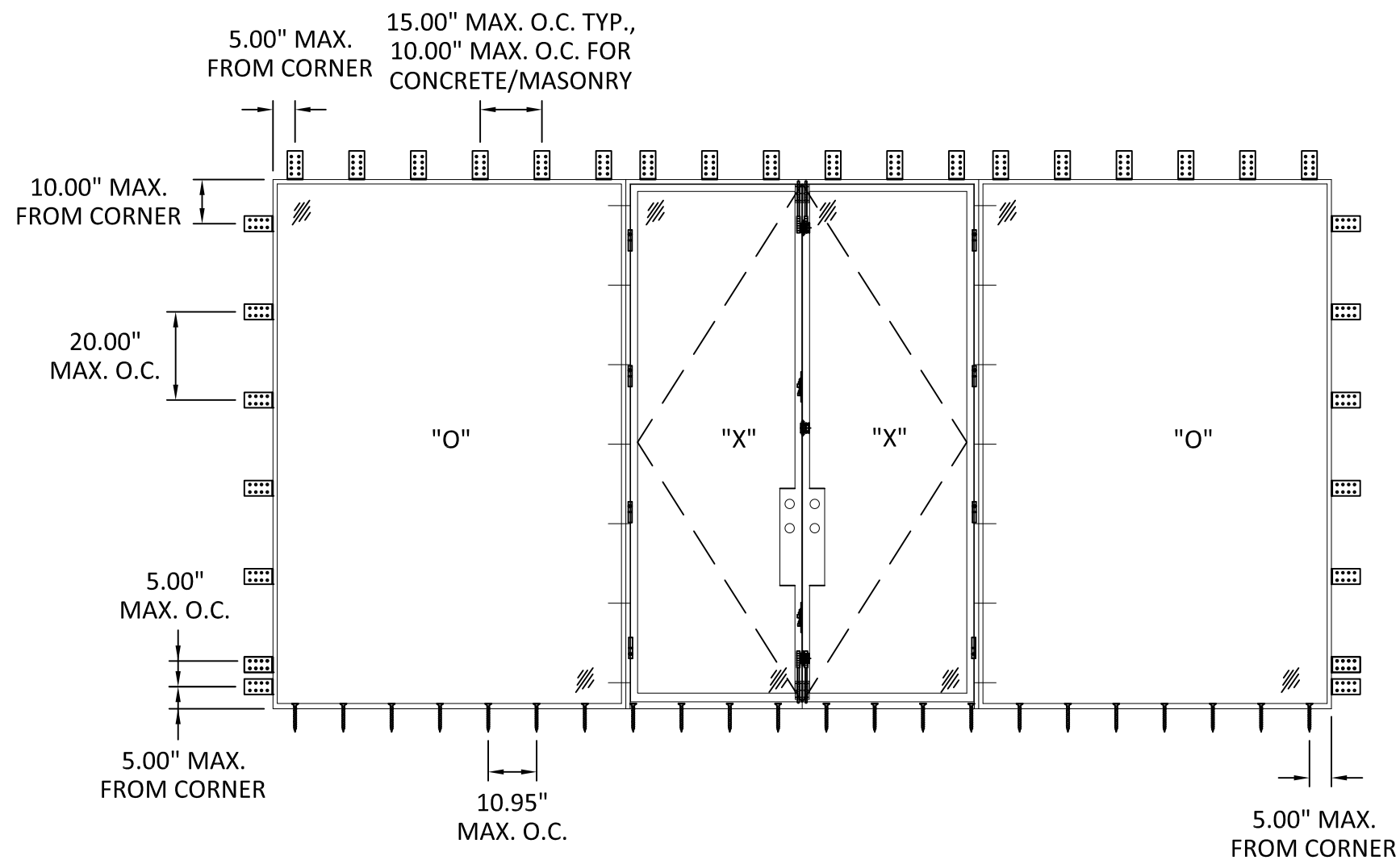
SCALE: **NTS**

DWG. #: **PCI017**

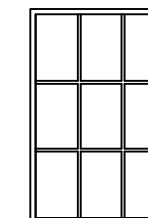
SHEET:

**10**

OF 32



**ANCHOR LAYOUT**  
BRACKET INSTALLATION



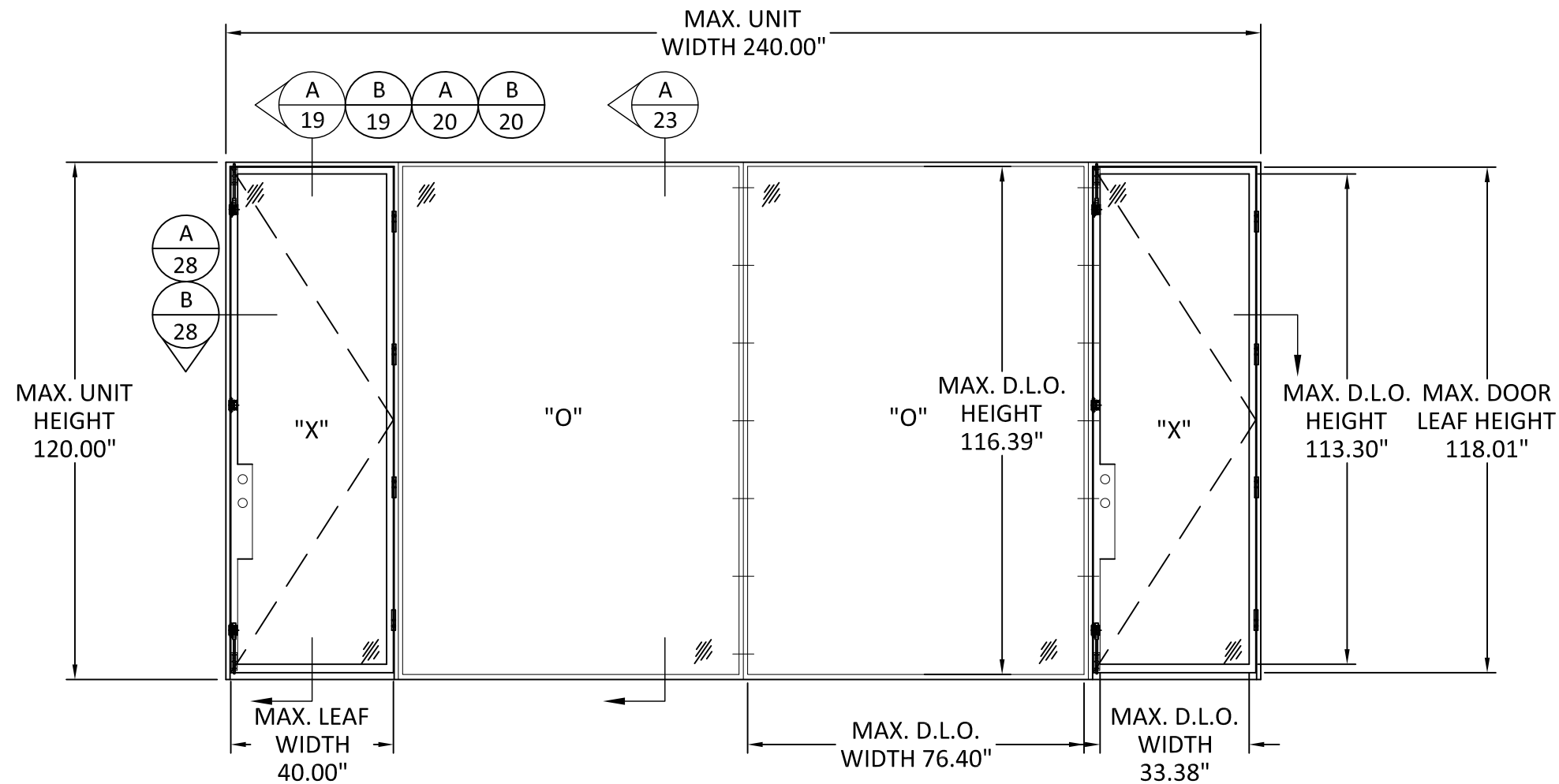
SIMULATED DIVIDED LITE  
ALSO QUALIFIED

s:\projects\palmcity\ironworks\inc\fbc-19-1124-fbc-submittal-fl16749-fl27071-fl27072-fl27073-fl27074-fl27075-mullion\dwgs\urban-door\new-package\pci017.dwg 2/13/2023 4:32 PM



TITLE: URBAN SERIES OUTSWING / INSWING  
NARROW STILE DOOR  
(NON-HVHZ) (NON-IMPACT)  
ELEVATION


PREPARED BY:  
**BUILDING DROPS, INC.**  
398 E. DANIA BEACH BLVD., STE. 338  
DANIA BEACH, FL 33004  
PH: (954)399-8478  
FAX: (954)744-4738  
WEB: www.buildingdrops.com



**ELEVATION**

REMARKS	BY	DATE

THE INSTALLATION DETAILS DESCRIBED HEREIN ARE GENERIC AND MAY NOT REFLECT ACTUAL CONDITIONS FOR A SPECIFIC SITE. IF SITE CONDITIONS CAUSE INSTALLATION TO DEVIATE FROM THE REQUIREMENTS DETAILED HEREIN, A LICENSED ENGINEER OR ARCHITECT SHALL PREPARE SITE SPECIFIC DOCUMENTS FOR USE WITH THIS DOCUMENT.



**FL27071**

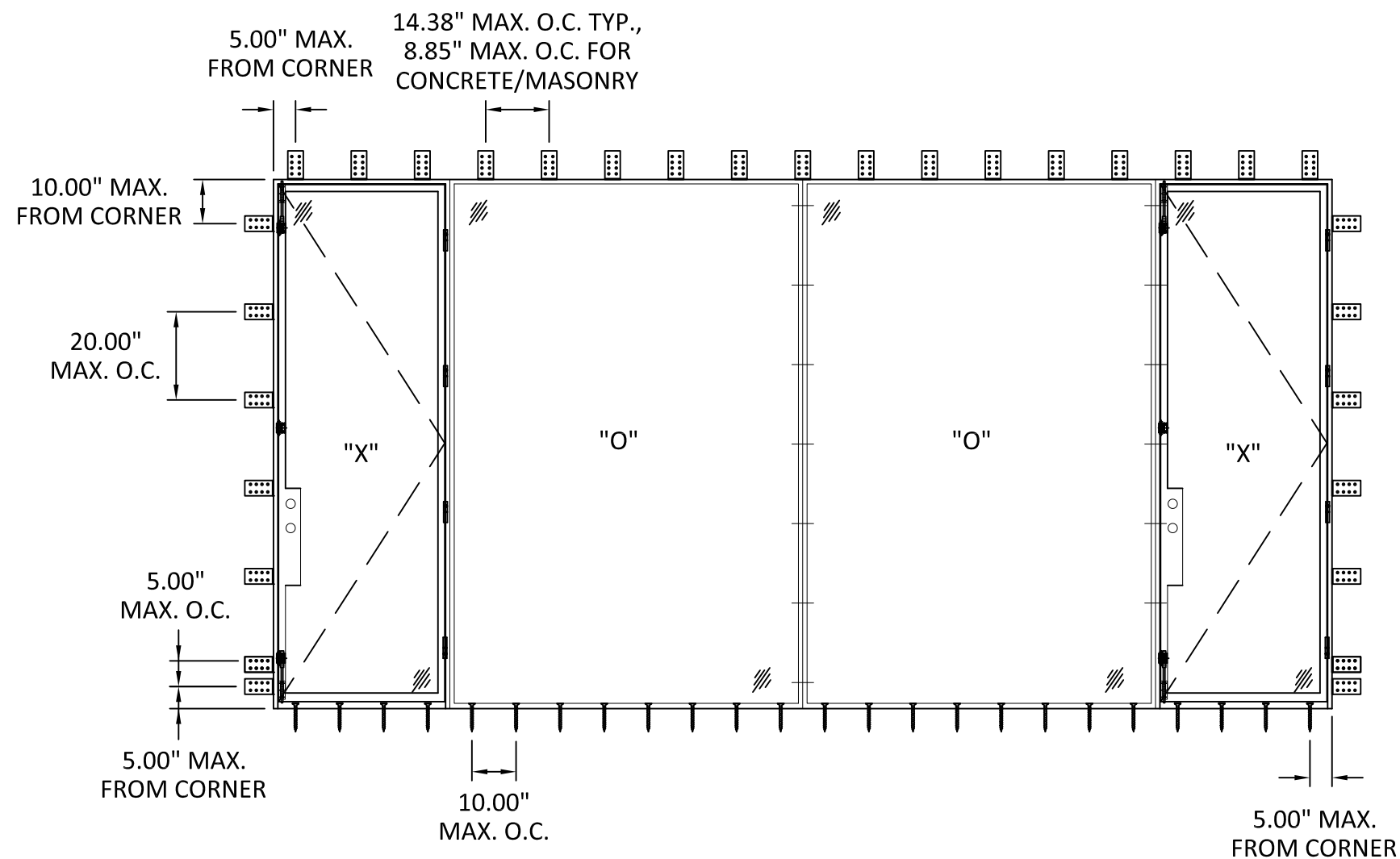
DATE:	01.16.23
DWG. BY:	MS
CHK. BY:	HFN
SCALE:	NTS
DWG. #:	PCI017
SHEET:	12

s:\projects\palmcity ironworks, inc\fbc-19-1124 - fbc submittal - f116749 - f127071, f127072, f127073, f127074, f127075, mullion\dwgs\urban door\new package\pci017.dwg 2/13/2023 4:33 PM



TITLE:  
URBAN SERIES OUTSWING / INSWING  
NARROW STILE DOOR  
(NON-HVHZ) (NON-IMPACT)  
ANCHOR LAYOUT


PREPARED BY:  
**BUILDING DROPS, INC.**  
398 E. DANIA BEACH BLVD., STE. 338  
DANIA BEACH, FL 33004  
PH: (954)399-8478  
FAX: (954)744-4738  
WEB: www.buildingdrops.com



**ANCHOR LAYOUT**  
BRACKET INSTALLATION

REMARKS	BY	DATE

THE INSTALLATION DETAILS DESCRIBED HEREIN ARE GENERIC AND MAY NOT REFLECT ACTUAL CONDITIONS FOR A SPECIFIC SITE. IF SITE CONDITIONS CAUSE INSTALLATION TO DEVIATE FROM THE REQUIREMENTS DETAILED HEREIN, A LICENSED ENGINEER OR ARCHITECT SHALL PREPARE SITE SPECIFIC DOCUMENTS FOR USE WITH THIS DOCUMENT.



**FL27071**

DATE: **01.16.23**

DWG. BY:  
**MS**

CHK. BY:  
**HFN**

SCALE: **NTS**

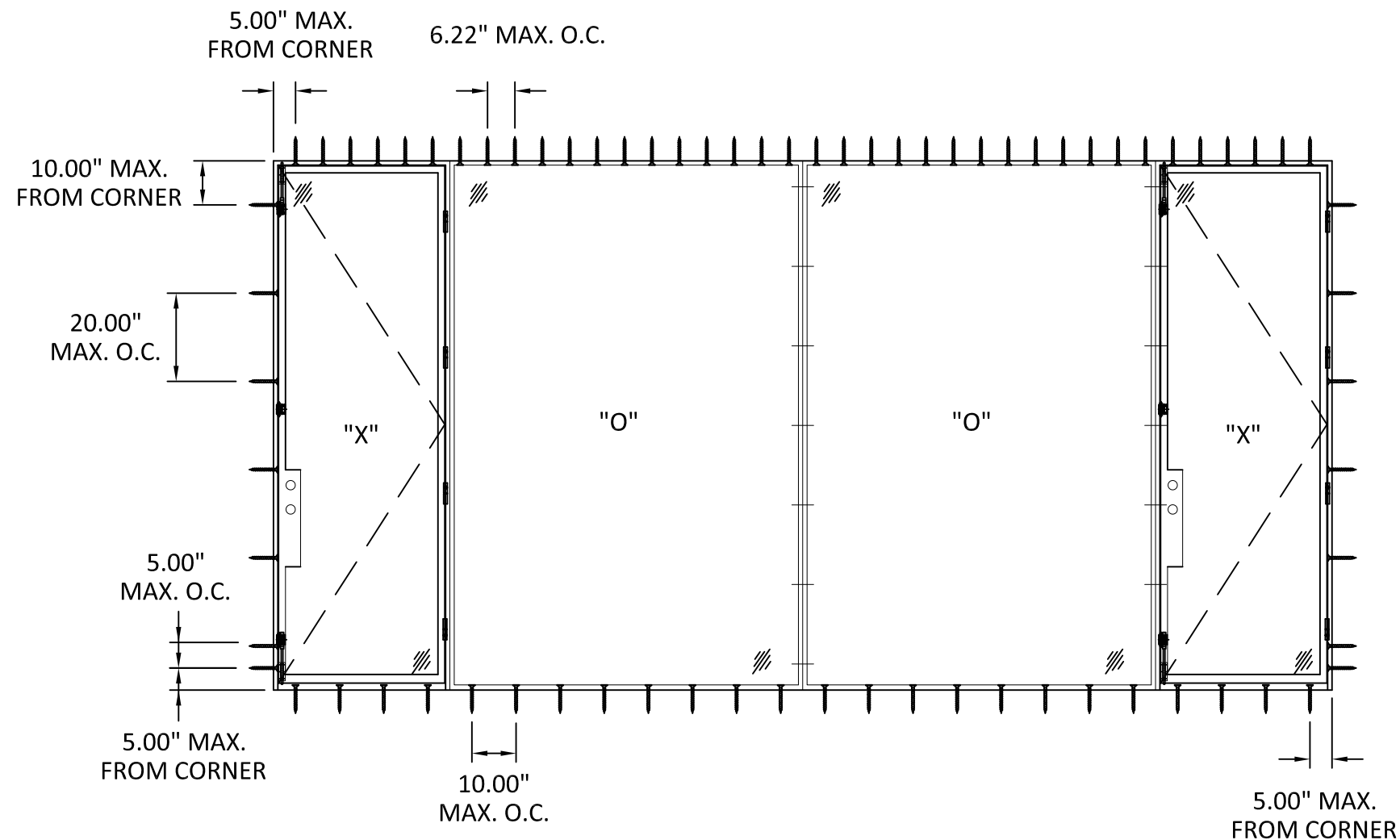
DWG. #: **PCI017**

SHEET:  
**13**

2/13/2023 4:33 PM s:\projects\palmcity\ironworks\inc\fbc-19-1124-fbc-submittal-f116749-f127071-f127072-f127073-f127074-f127075-mullion\dwgs\urban-door\new-package\pci017.dwg

TITLE:  
URBAN SERIES OUTSWING / INSWING  
NARROW STILE DOOR  
(NON-HVHZ) (NON-IMPACT)  
ANCHOR LAYOUT


PREPARED BY:  
**BUILDING DROPS, INC.**  
398 E. DANIA BEACH BLVD., STE. 338  
DANIA BEACH, FL 33004  
PH: (954)399-8478  
FAX: (954)744-4738  
WEB: www.buildingdrops.com



**ANCHOR LAYOUT**  
THROUGH FRAME  
INSTALLATION

REMARKS	BY	DATE

THE INSTALLATION DETAILS DESCRIBED HEREIN ARE GENERIC AND MAY NOT REFLECT ACTUAL CONDITIONS FOR A SPECIFIC SITE. IF SITE CONDITIONS CAUSE INSTALLATION TO DEVIATE FROM THE REQUIREMENTS DETAILED HEREIN, A LICENSED ENGINEER OR ARCHITECT SHALL PREPARE SITE SPECIFIC DOCUMENTS FOR USE WITH THIS DOCUMENT.



**FL27071**

DATE: **01.16.23**

DWG. BY:  
**MS**

CHK. BY:  
**HFN**

SCALE: **NTS**

DWG. #: **PCI017**

SHEET:  
**14**


s:\projects\palmcity\ironworks, inc\fbc-19-1124-fbc-submittal- (1)16749- fl27071, fl27072, fl27073, fl27074, fl27075, nullion\dwgs\urban door\new package\pci017.dwg 2/13/2023 4:33 PM

TITLE: URBAN SERIES OUTSWING / INSWING  
NARROW STILE DOOR  
(NON-HVHZ) (NON-IMPACT)  
ELEVATION & ANCHOR LAYOUT

PREPARED BY:  
**BUILDING DROPS, INC.**  
398 E. DANIA BEACH BLVD., STE. 338  
DANIA BEACH, FL 33004  
PH: (954)399-8478  
FAX: (954)744-4738  
WEB: www.buildingdrops.com

REMARKS	BY	DATE

THE INSTALLATION DETAILS DESCRIBED HEREIN ARE GENERIC AND MAY NOT REFLECT ACTUAL CONDITIONS FOR A SPECIFIC SITE. IF SITE CONDITIONS CAUSE INSTALLATION TO DEVIATE FROM THE REQUIREMENTS DETAILED HEREIN, A LICENSED ENGINEER OR ARCHITECT SHALL PREPARE SITE SPECIFIC DOCUMENTS FOR USE WITH THIS DOCUMENT.



**FL27071**

DATE: **01.16.23**

DWG. BY: **MS**      CHK. BY: **HFN**

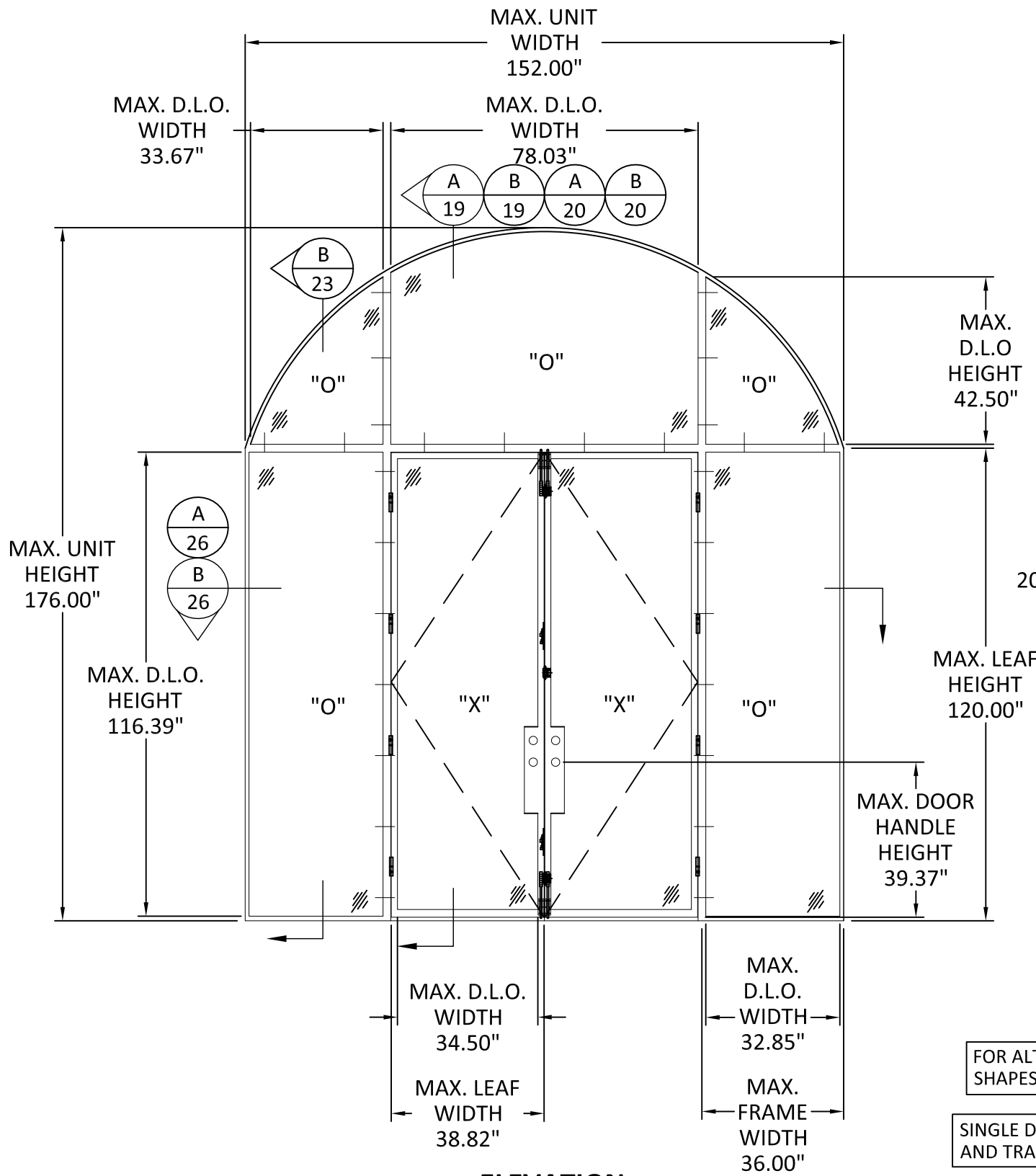
SCALE: **NTS**

DWG. #: **PCI017**

SHEET:

**15**

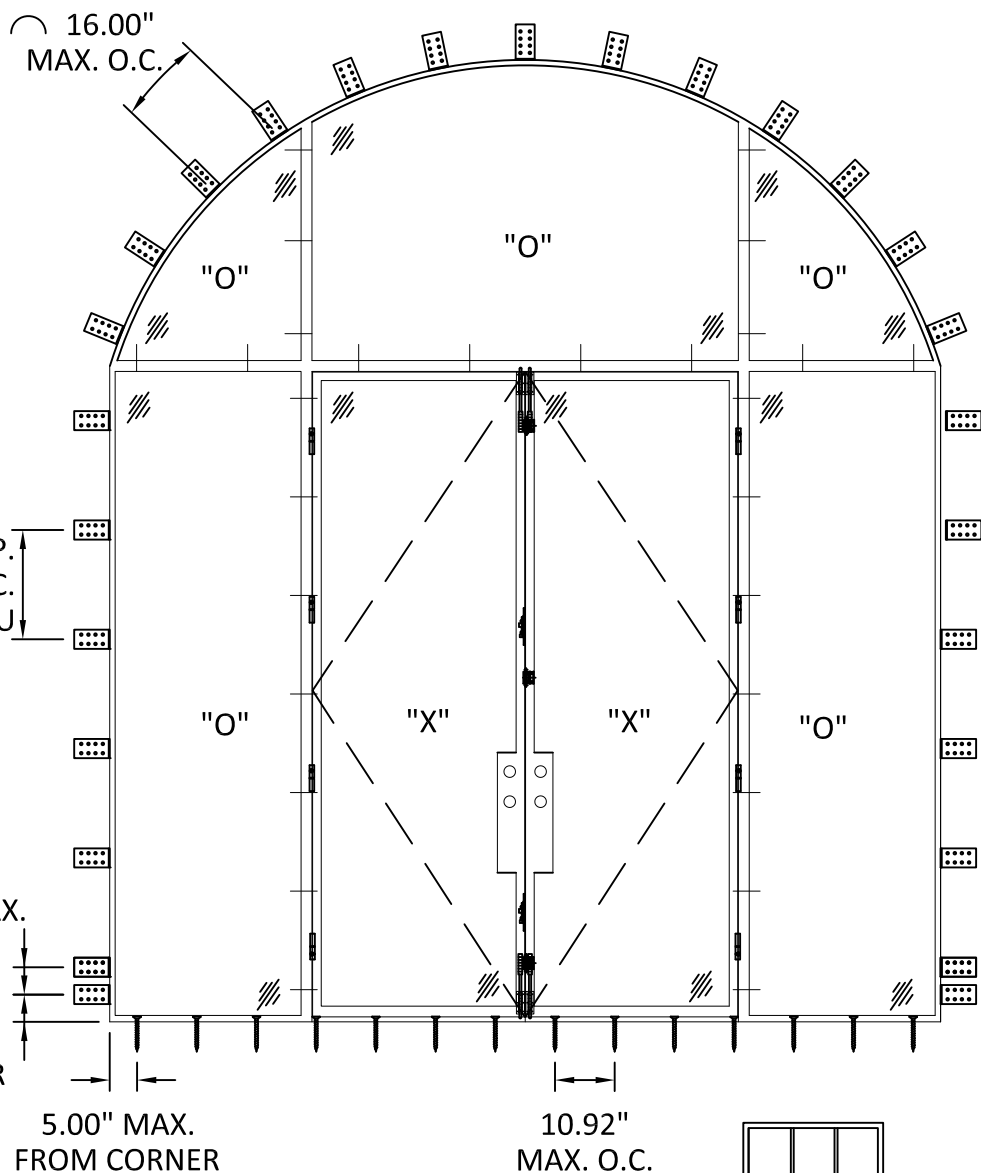
OF 32



**ELEVATION**

FOR ALTERNATIVE TRANSOM SHAPES SEE SHEET 32

SINGLE DOOR WITH SIDELITE(S) AND TRANSOM ALSO QUALIFIED



**ANCHOR LAYOUT**  
BRACKET INSTALLATION

SIMULATED DIVIDED LITE ALSO QUALIFIED

2/13/2023 4:33 PM s:\projects\palmcity\ironworks\inc\fbc-19-1124-fbc-submittal-ff16749-ff127071, ff127072, ff127073, ff127074, ff127075, mullion\dwgs\urban door\new package\pci017.dwg


TITLE:  
URBAN SERIES OUTSWING / INSWING  
NARROW STILE DOOR  
(NON-HVHZ) (NON-IMPACT)  
ANCHOR LAYOUT

PREPARED BY:  
**BUILDING DROPS, INC.**  
398 E. DANIA BEACH BLVD., STE. 338  
DANIA BEACH, FL 33004  
PH: (954)399-8478  
FAX: (954)744-4738  
WEB: www.buildingdrops.com



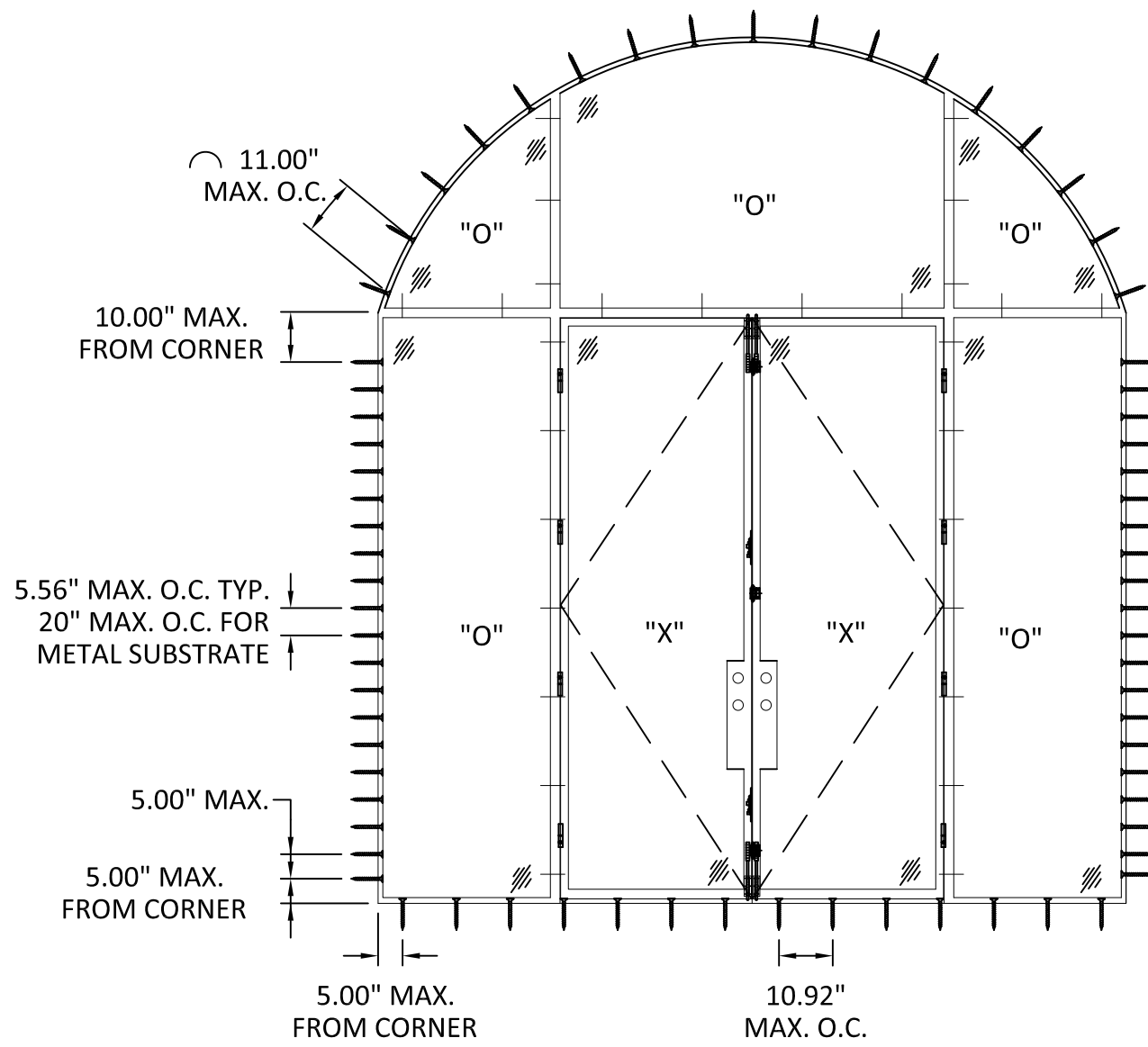
REMARKS	BY	DATE

THE INSTALLATION DETAILS DESCRIBED HEREIN ARE GENERIC AND MAY NOT REFLECT ACTUAL CONDITIONS FOR A SPECIFIC SITE. IF SITE CONDITIONS CAUSE INSTALLATION TO DEVIATE FROM THE REQUIREMENTS DETAILED HEREIN, A LICENSED ENGINEER OR ARCHITECT SHALL PREPARE SITE SPECIFIC DOCUMENTS FOR USE WITH THIS DOCUMENT.

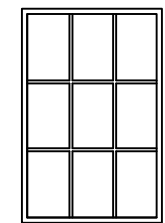


**FL27071**

DATE:	<b>01.16.23</b>
DWG. BY:	<b>MS</b>
CHK. BY:	<b>HFN</b>
SCALE:	<b>NTS</b>
DWG. #:	<b>PCI017</b>
SHEET:	<b>16</b>



**ANCHOR LAYOUT**  
THROUGH FRAME  
INSTALLATION



SIMULATED DIVIDED LITE  
ALSO QUALIFIED

s:\projects\palmcity\ironworks, inc\fbc-19-1124-fbc-submittal-ff16749-ff27071, ff27072, ff27073, ff27074, ff27075, mullion\dwgs\urban door\new package\pci017.dwg 2/13/2023 4:33 PM




TITLE:  
URBAN SERIES OUTSWING / INSWING  
NARROW STILE DOOR  
(NON-HVHZ) (NON-IMPACT)  
ELEVATION & ANCHOR LAYOUT

PREPARED BY:  
**BUILDING DROPS, INC.**  
398 E. DANIA BEACH BLVD., STE. 338  
DANIA BEACH, FL 33004  
PH: (954)399-8478  
FAX: (954)744-4738  
WEB: www.buildingdrops.com



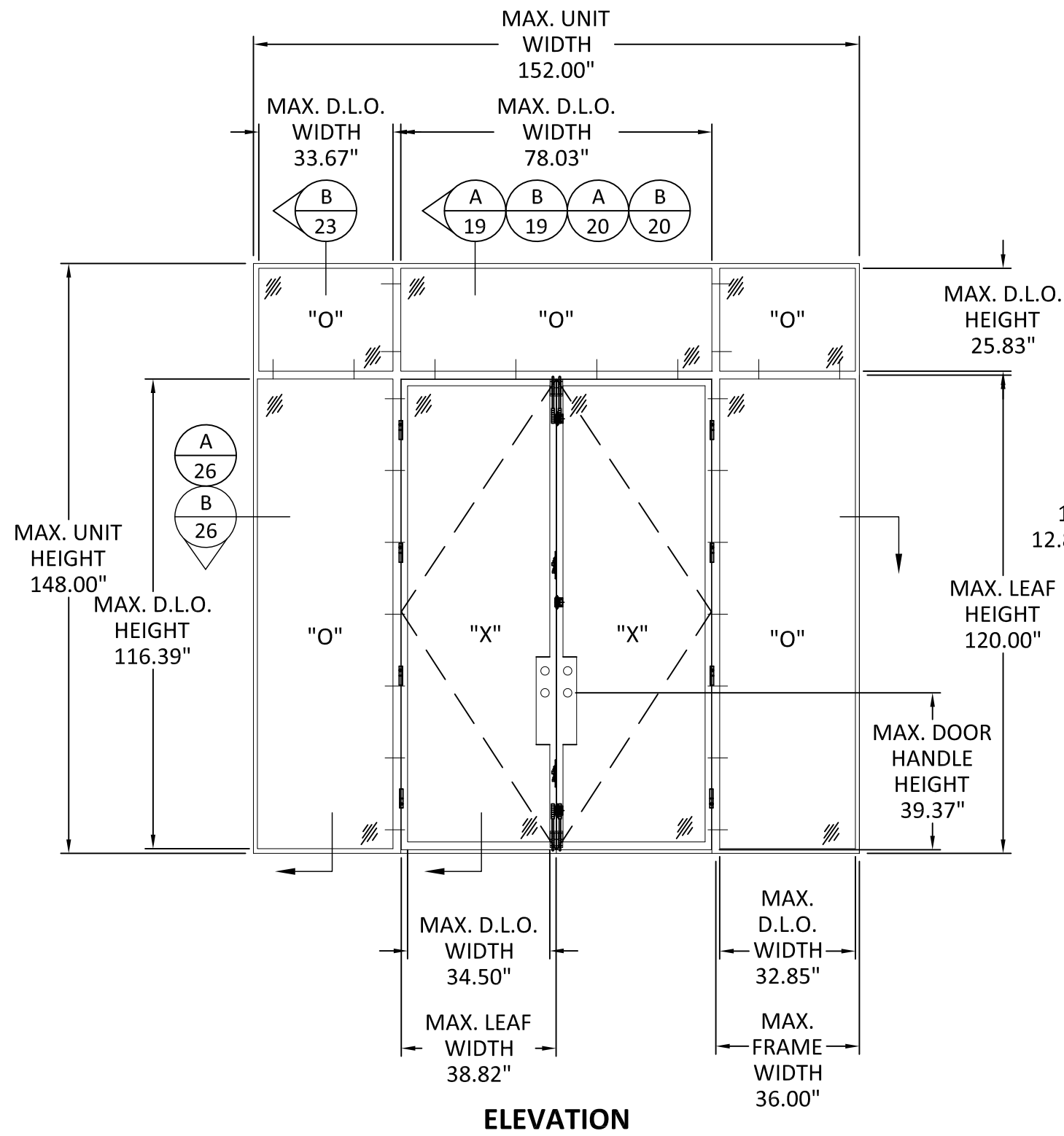
REMARKS	BY	DATE

THE INSTALLATION DETAILS DESCRIBED HEREIN ARE GENERIC AND MAY NOT REFLECT ACTUAL CONDITIONS FOR A SPECIFIC SITE. IF SITE CONDITIONS CAUSE INSTALLATION TO DEVIATE FROM THE REQUIREMENTS DETAILED HEREIN, A LICENSED ENGINEER OR ARCHITECT SHALL PREPARE SITE SPECIFIC DOCUMENTS FOR USE WITH THIS DOCUMENT.



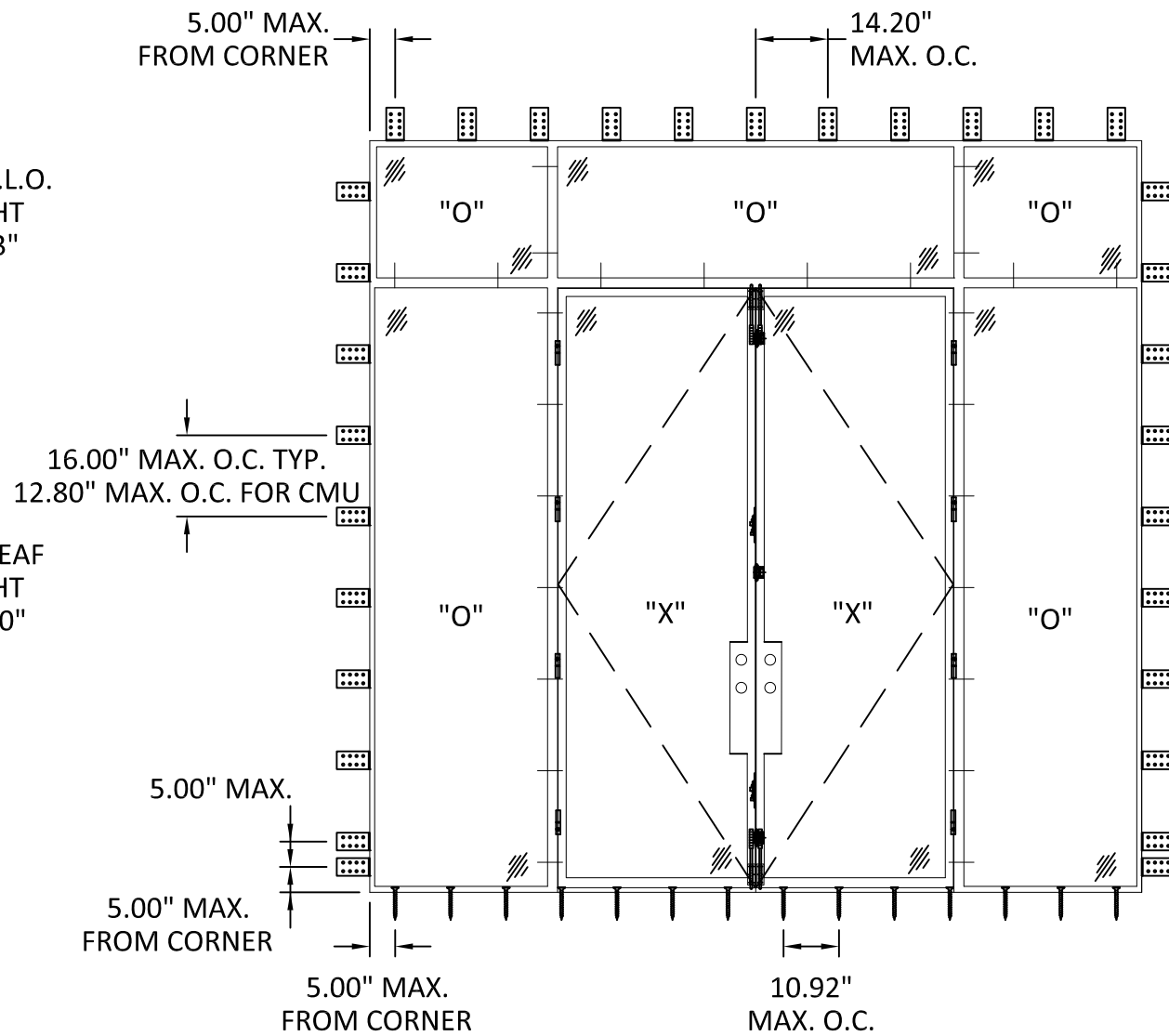
**FL27071**

DATE:	01.16.23	
DWG. BY:	MS	CHK. BY: HFN
SCALE:	NTS	
DWG. #:	PCI017	
SHEET:	17	

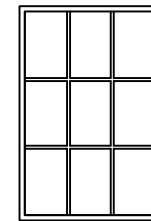


**ELEVATION**

SINGLE DOOR WITH SIDELITE(S)  
AND TRANSOM ALSO QUALIFIED



**ANCHOR LAYOUT**  
BRACKET INSTALLATION



SIMULATED DIVIDED LITE  
ALSO QUALIFIED

2/13/2023 4:33 PM s:\projects\palmcity\_ironworks, inc\fbc-19-1124-fbc-submittal-f116749-f127071-f127072-f127073-f127074-f127075-mullion\dwgs\urban door\new package\pci017.dwg


TITLE:  
URBAN SERIES OUTSWING / INSWING  
NARROW STILE DOOR  
(NON-HVHZ) (NON-IMPACT)  
ANCHOR LAYOUT

PREPARED BY:  
**BUILDING DROPS, INC.**  
398 E. DANIA BEACH BLVD., STE. 338  
DANIA BEACH, FL 33004  
PH: (954)399-8478  
FAX: (954)744-4738  
WEB: www.buildingdrops.com



REMARKS	BY	DATE

THE INSTALLATION DETAILS DESCRIBED HEREIN ARE GENERIC AND MAY NOT REFLECT ACTUAL CONDITIONS FOR A SPECIFIC SITE. IF SITE CONDITIONS CAUSE INSTALLATION TO DEVIATE FROM THE REQUIREMENTS DETAILED HEREIN, A LICENSED ENGINEER OR ARCHITECT SHALL PREPARE SITE SPECIFIC DOCUMENTS FOR USE WITH THIS DOCUMENT.



**FL27071**

DATE: **01.16.23**

DWG. BY:  
**MS**

CHK. BY:  
**HFN**

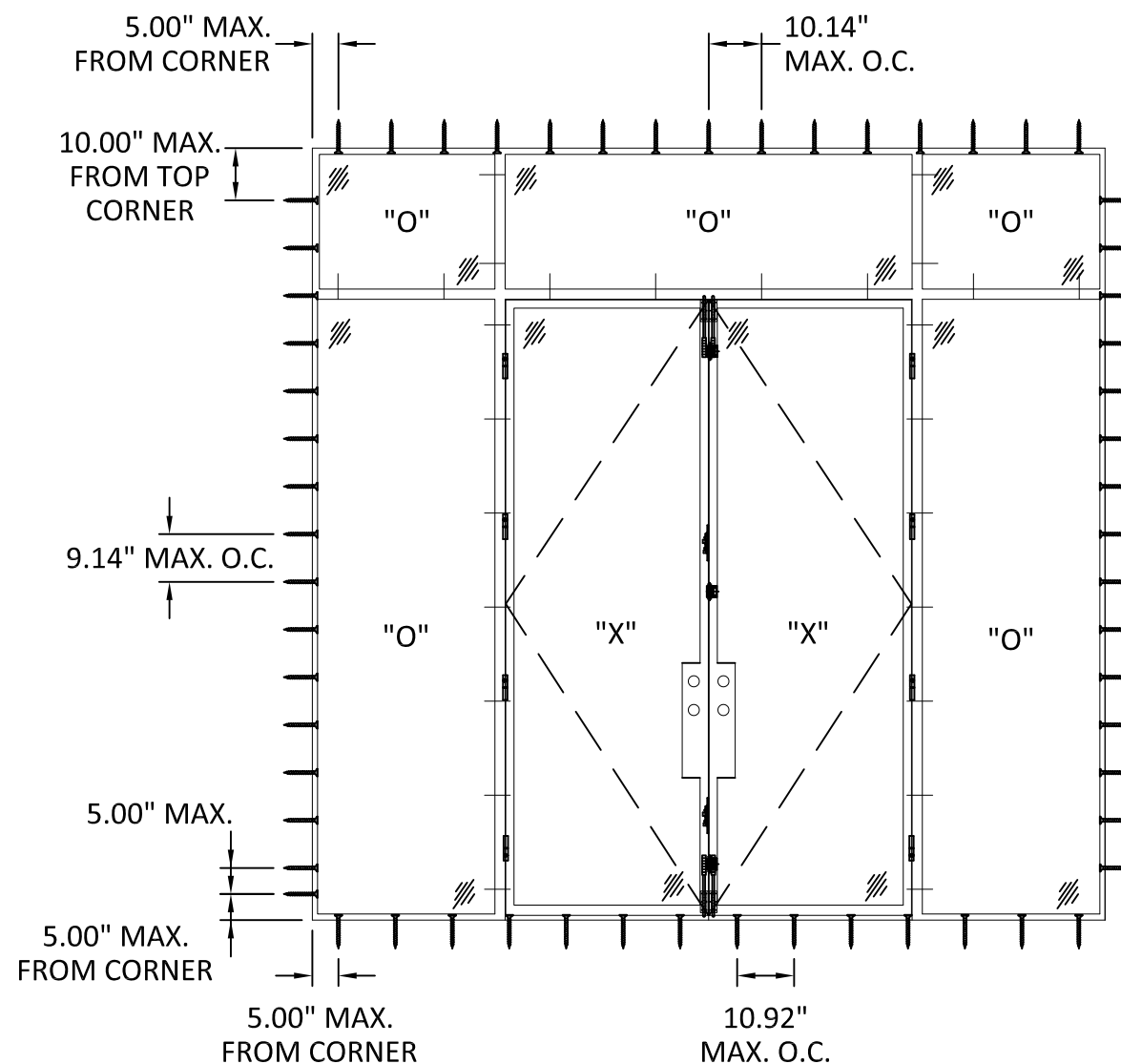
SCALE: **NTS**

DWG. #: **PCI017**


SHEET:

**18**

OF 32



**ANCHOR LAYOUT**  
THROUGH FRAME  
INSTALLATION



SIMULATED DIVIDED LITE  
ALSO QUALIFIED

s:\projects\palmcity\ironworks, inc\fbc-19-1124-fbc-submittal-fl16749-fl27071-fl27072-fl27073-fl27074-fl27075-mullion\dwgs\urban door\new package\pci017.dwg 2/13/2023 4:33 PM


TITLE:  
URBAN SERIES OUTSWING / INSWING  
NARROW STILE DOOR  
(NON-HVHZ) (NON-IMPACT)  
VERTICAL SECTIONS

PREPARED BY:  
**BUILDING DROPS, INC.**  
398 E. DANIA BEACH BLVD., STE. 338  
DANIA BEACH, FL 33004  
PH: (954)399-8478  
FAX: (954)744-4738  
WEB: www.buildingdrops.com



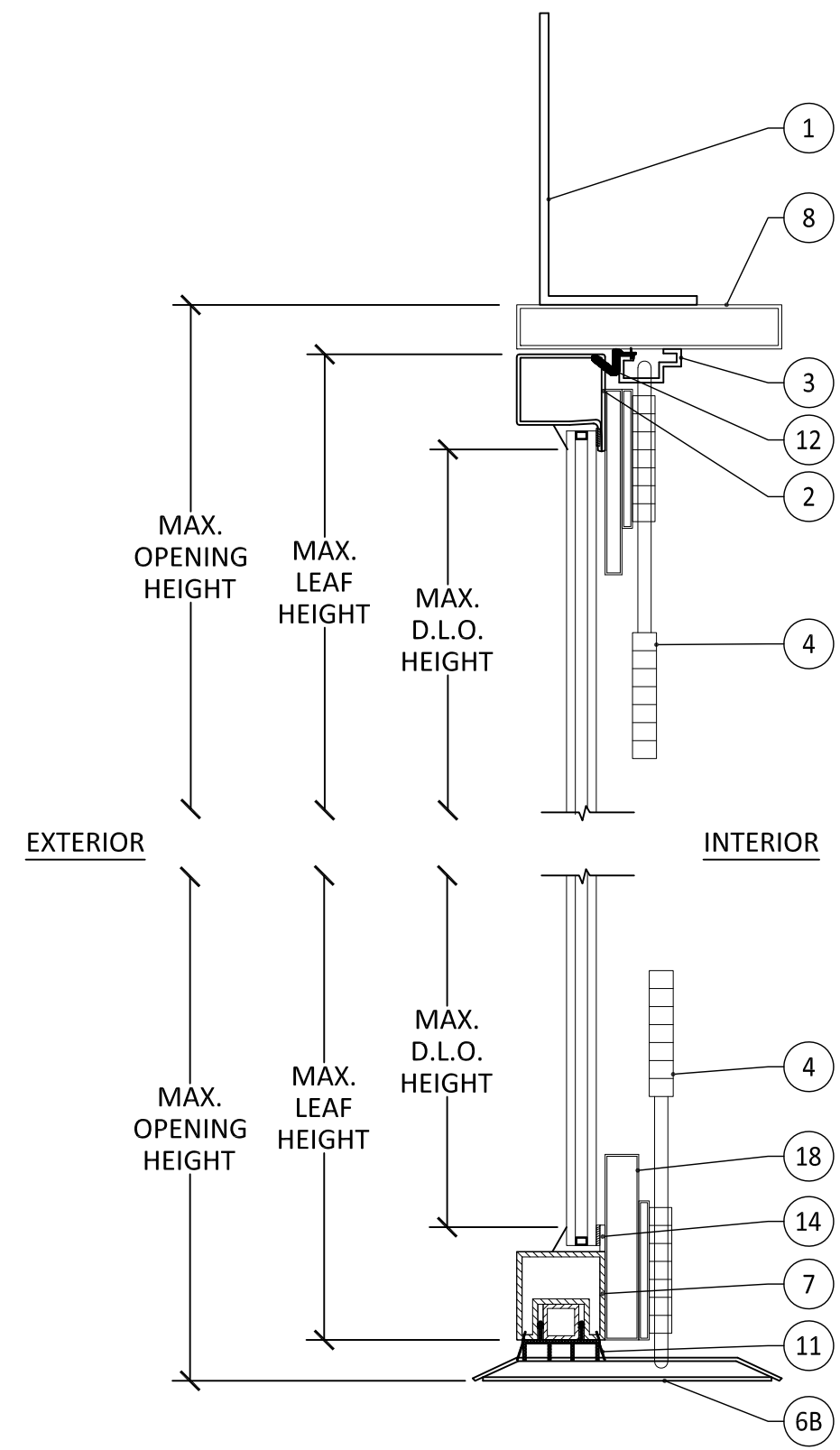
REMARKS	BY	DATE

THE INSTALLATION DETAILS DESCRIBED HEREIN ARE GENERIC AND MAY NOT REFLECT ACTUAL CONDITIONS FOR A SPECIFIC SITE. IF SITE CONDITIONS CAUSE INSTALLATION TO DEVIATE FROM THE REQUIREMENTS DETAILED HEREIN, A LICENSED ENGINEER OR ARCHITECT SHALL PREPARE SITE SPECIFIC DOCUMENTS FOR USE WITH THIS DOCUMENT.

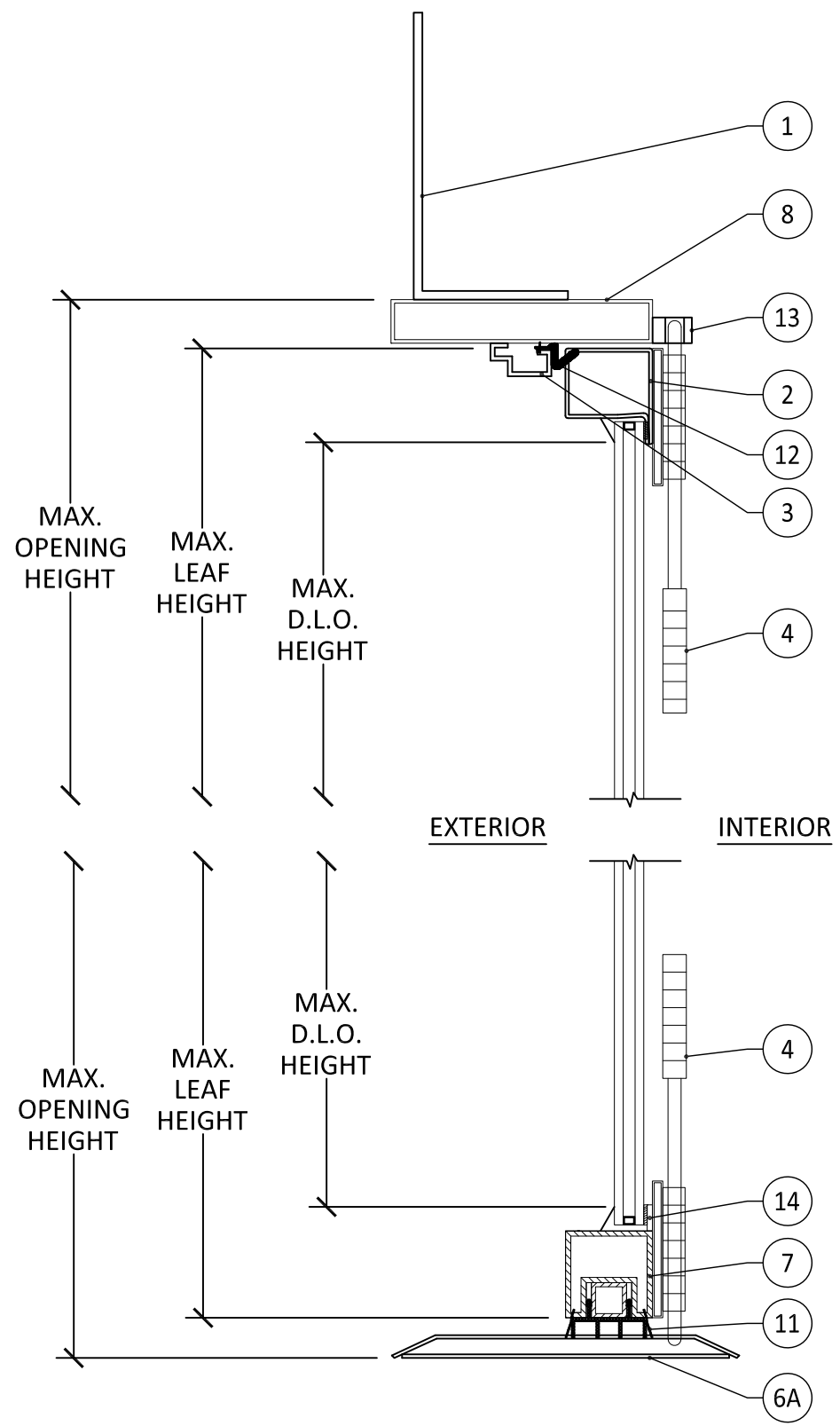


**FL27071**

DATE:	01.16.23
DWG. BY:	MS
CHK. BY:	HFN
SCALE:	NTS
DWG. #:	PCI017
SHEET:	19



**A**  
**19** VERTICAL SECTION  
ADA SILL OUTSWING



**B**  
**19** VERTICAL SECTION  
ADA SILL INSWING

2/13/2023 4:33 PM s:\projects\palmcity\_ironworks\_inc\fbc-19-1124-fbc-submittal-f116749-f127071-f127072-f127073-f127074-f127075-mullion\dwgs\urban\_door\new\_package\pci017.dwg


TITLE:  
URBAN SERIES OUTSWING / INSWING  
NARROW STILE DOOR  
(NON-HVHZ) (NON-IMPACT)  
VERTICAL SECTIONS

PREPARED BY:  
**BUILDING DROPS, INC.**  
398 E. DANIA BEACH BLVD., STE. 338  
DANIA BEACH, FL 33004  
PH: (954)399-8478  
FAX: (954)744-4738  
WEB: www.buildingdrops.com



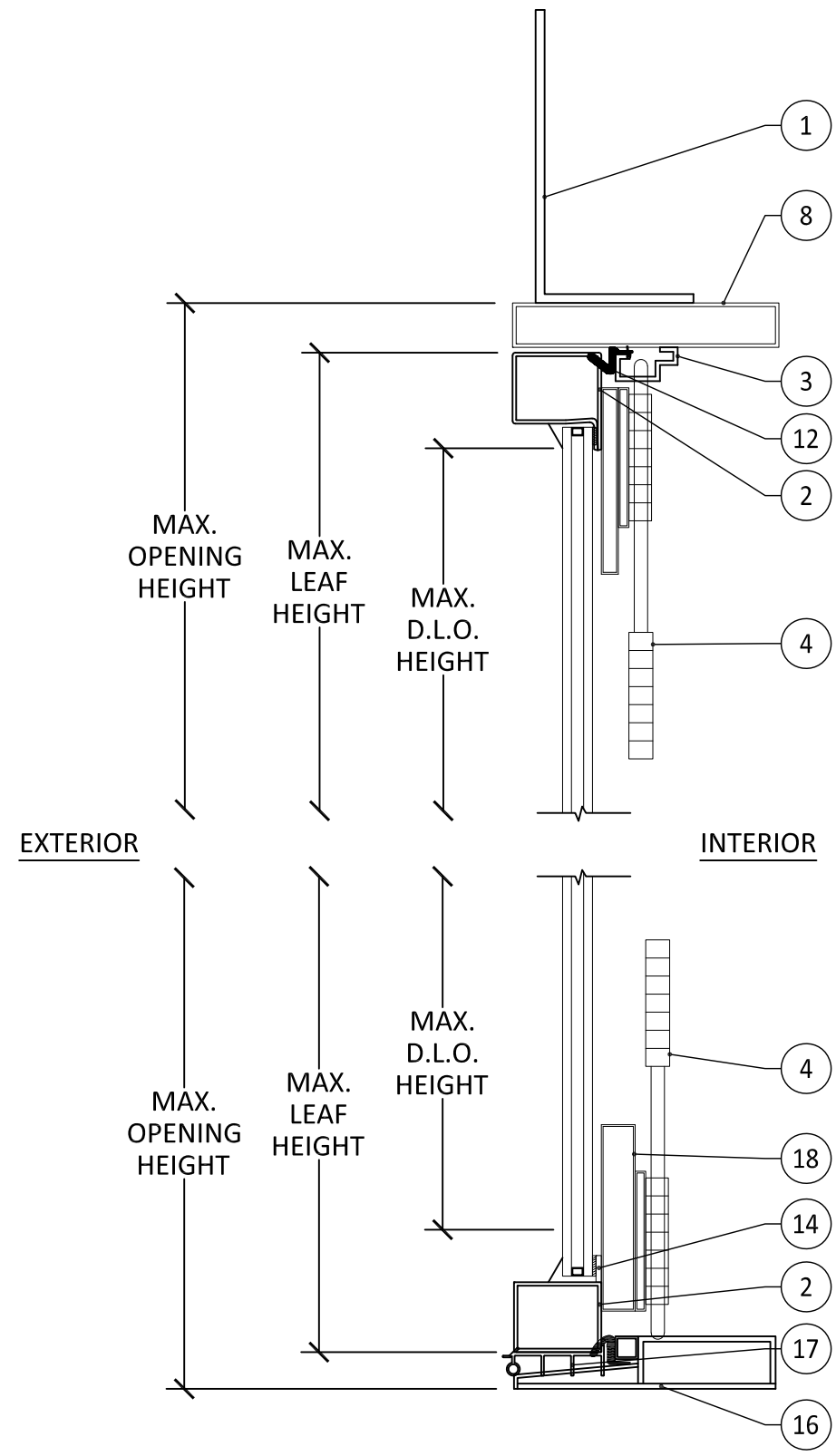
REMARKS	BY	DATE

THE INSTALLATION DETAILS DESCRIBED HEREIN ARE GENERIC AND MAY NOT REFLECT ACTUAL CONDITIONS FOR A SPECIFIC SITE. IF SITE CONDITIONS CAUSE INSTALLATION TO DEVIATE FROM THE REQUIREMENTS DETAILED HEREIN, A LICENSED ENGINEER OR ARCHITECT SHALL PREPARE SITE SPECIFIC DOCUMENTS FOR USE WITH THIS DOCUMENT.

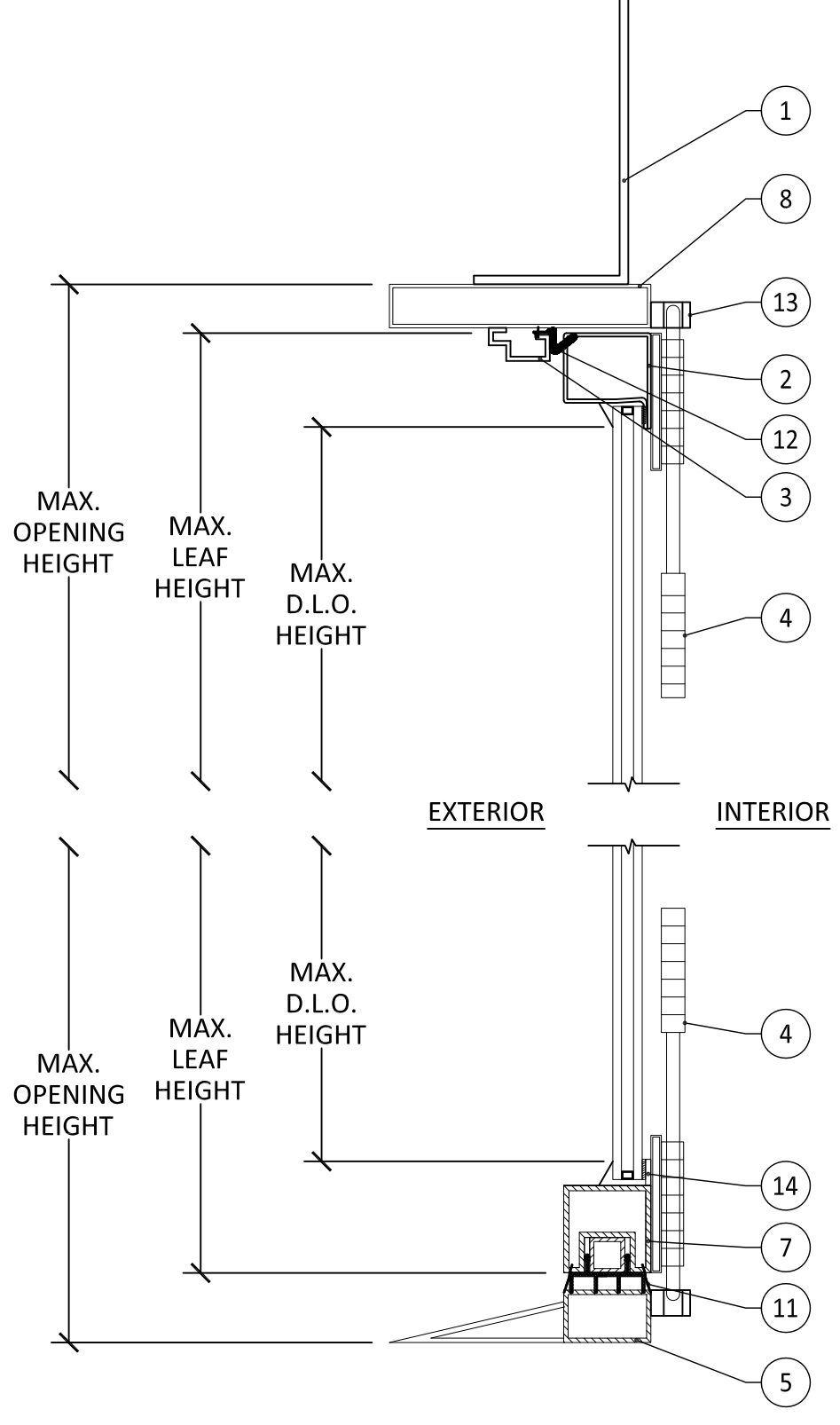


**FL27071**

DATE:	01.16.23
DWG. BY:	MS
CHK. BY:	HFN
SCALE:	NTS
DWG. #:	PCI017
SHEET:	20



**A**  
**20** VERTICAL SECTION  
OUTSWING



**B**  
**20** VERTICAL SECTION  
INSWING

2/13/2023 4:33 PM s:\projects\palmcity\ironworks\inc\fbc-19-1124-fbc-submittal-f116749-f127071-f127072-f127073-f127074-f127075-mullion\dwgs\urban door\new package\pci017.dwg




TITLE:  
URBAN SERIES OUTSWING / INSWING  
NARROW STILE DOOR  
(NON-HVHZ) (NON-IMPACT)  
VERTICAL SECTIONS

PREPARED BY:  
**BUILDING DROPS, INC.**  
398 E. DANIA BEACH BLVD., STE. 338  
DANIA BEACH, FL 33004  
PH: (954) 399-8478  
FAX: (954) 744-4738  
WEB: www.buildingdrops.com



REMARKS	BY	DATE

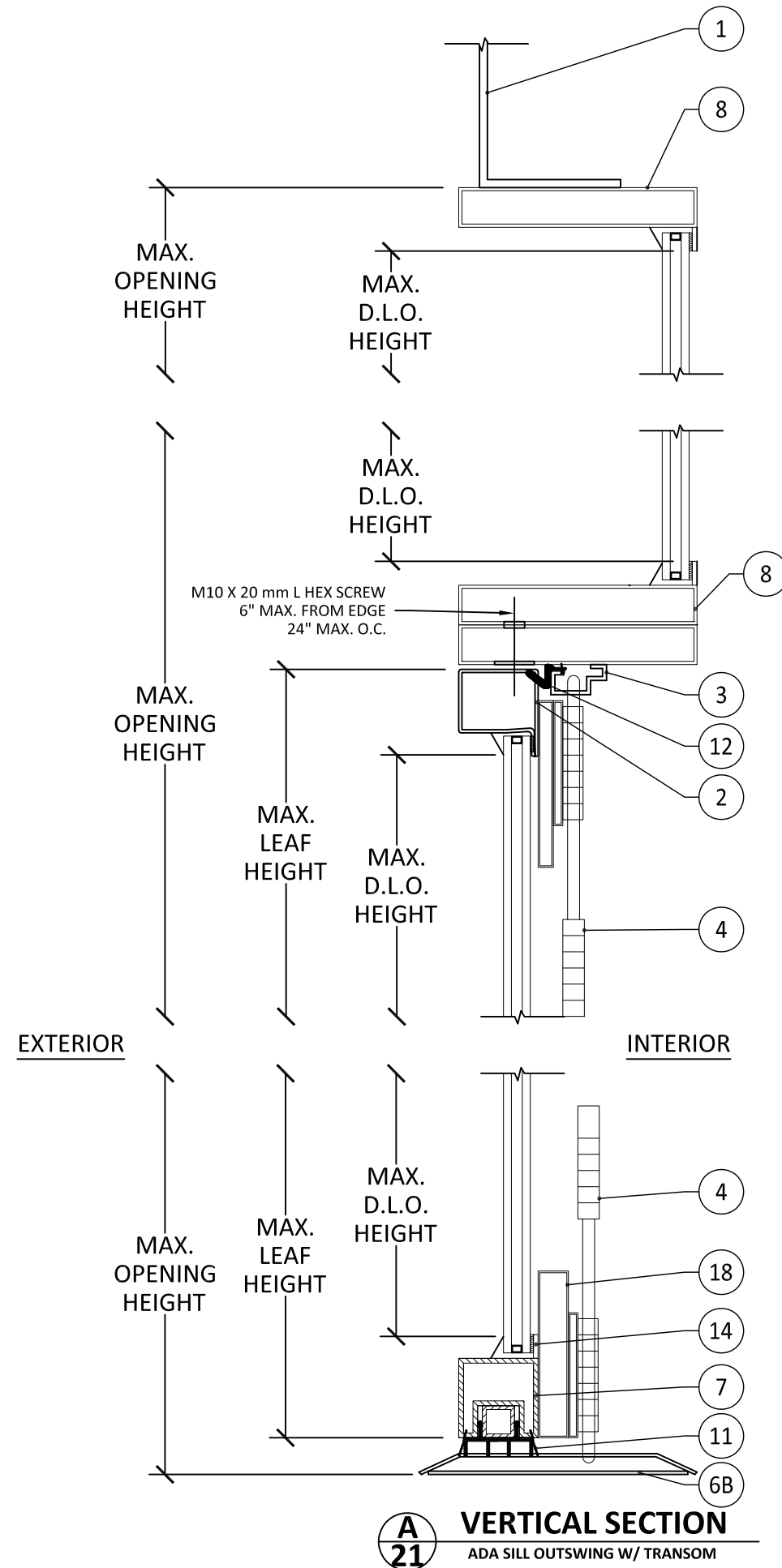
THE INSTALLATION DETAILS DESCRIBED HEREIN ARE GENERIC AND MAY NOT REFLECT ACTUAL CONDITIONS FOR A SPECIFIC SITE. IF SITE CONDITIONS CAUSE INSTALLATION TO DEVIATE FROM THE REQUIREMENTS DETAILED HEREIN, A LICENSED ENGINEER OR ARCHITECT SHALL PREPARE SITE SPECIFIC DOCUMENTS FOR USE WITH THIS DOCUMENT.



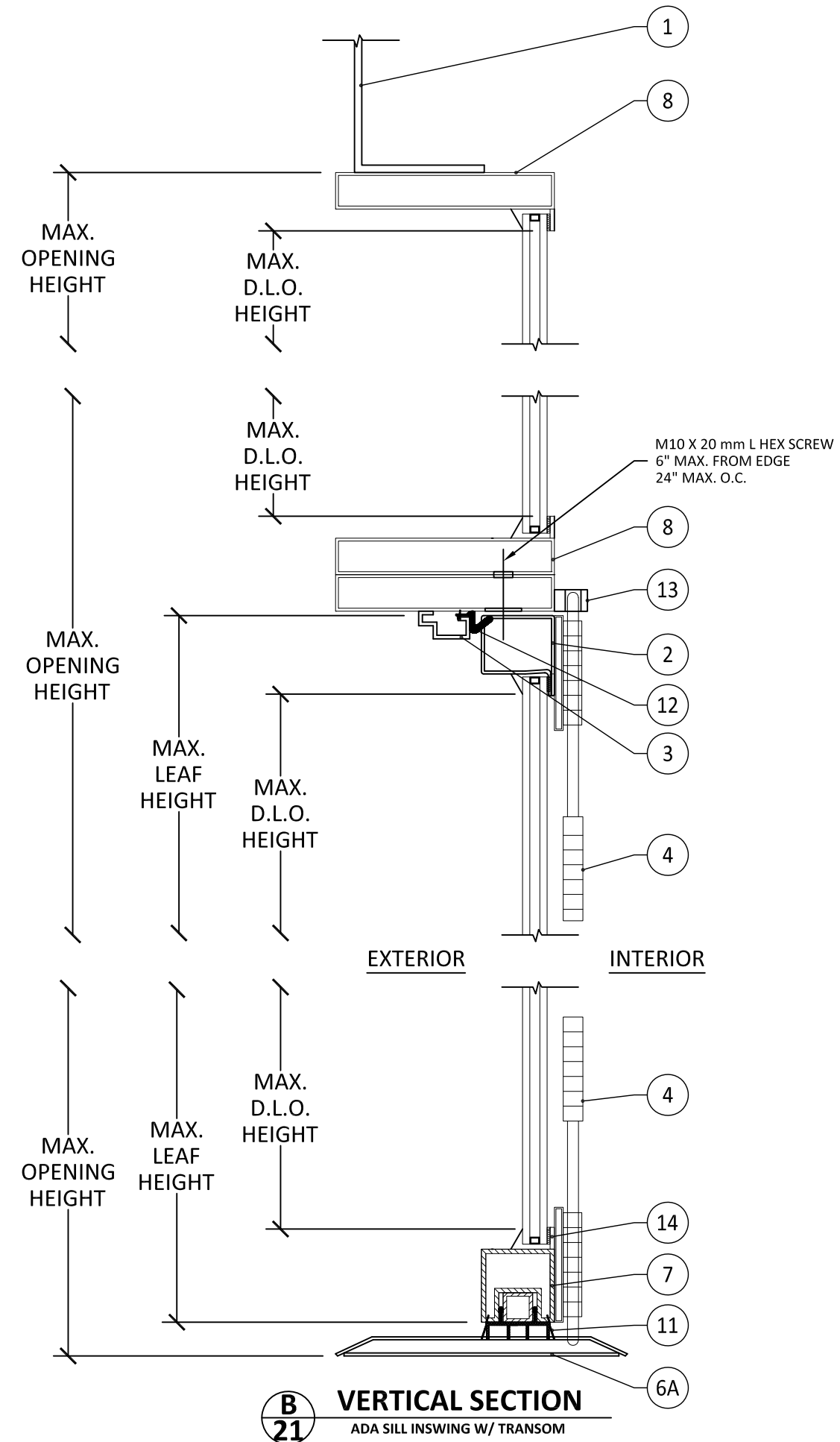
**FL27071**

DATE:	01.16.23
DWG. BY:	MS
CHK. BY:	HFN
SCALE:	NTS
DWG. #:	PCI017
SHEET:	

21



**A**  
**21** VERTICAL SECTION  
ADA SILL OUTSWING W/ TRANSOM



**B**  
**21** VERTICAL SECTION  
ADA SILL INSWING W/ TRANSOM

2/13/2023 4:33 PM  
s:\projects\palmcity\ironworks, inc\fbc-19-1124-fbc-submittal-ff16749-ff127071, ff127072, ff127073, ff127074, ff127075, nullion\dwg\urban door\new package\pci017.dwg


TITLE:  
URBAN SERIES OUTSWING / INSWING  
NARROW STILE DOOR  
(NON-HVHZ) (NON-IMPACT)  
VERTICAL SECTIONS

PREPARED BY:  
**BUILDING DROPS, INC.**  
398 E. DANIA BEACH BLVD., STE. 338  
DANIA BEACH, FL 33004  
PH: (954)399-8478  
FAX: (954)744-4738  
WEB: www.buildingdrops.com



REMARKS	BY	DATE

THE INSTALLATION DETAILS DESCRIBED HEREIN ARE GENERIC AND MAY NOT REFLECT ACTUAL CONDITIONS FOR A SPECIFIC SITE. IF SITE CONDITIONS CAUSE INSTALLATION TO DEVIATE FROM THE REQUIREMENTS DETAILED HEREIN, A LICENSED ENGINEER OR ARCHITECT SHALL PREPARE SITE SPECIFIC DOCUMENTS FOR USE WITH THIS DOCUMENT.

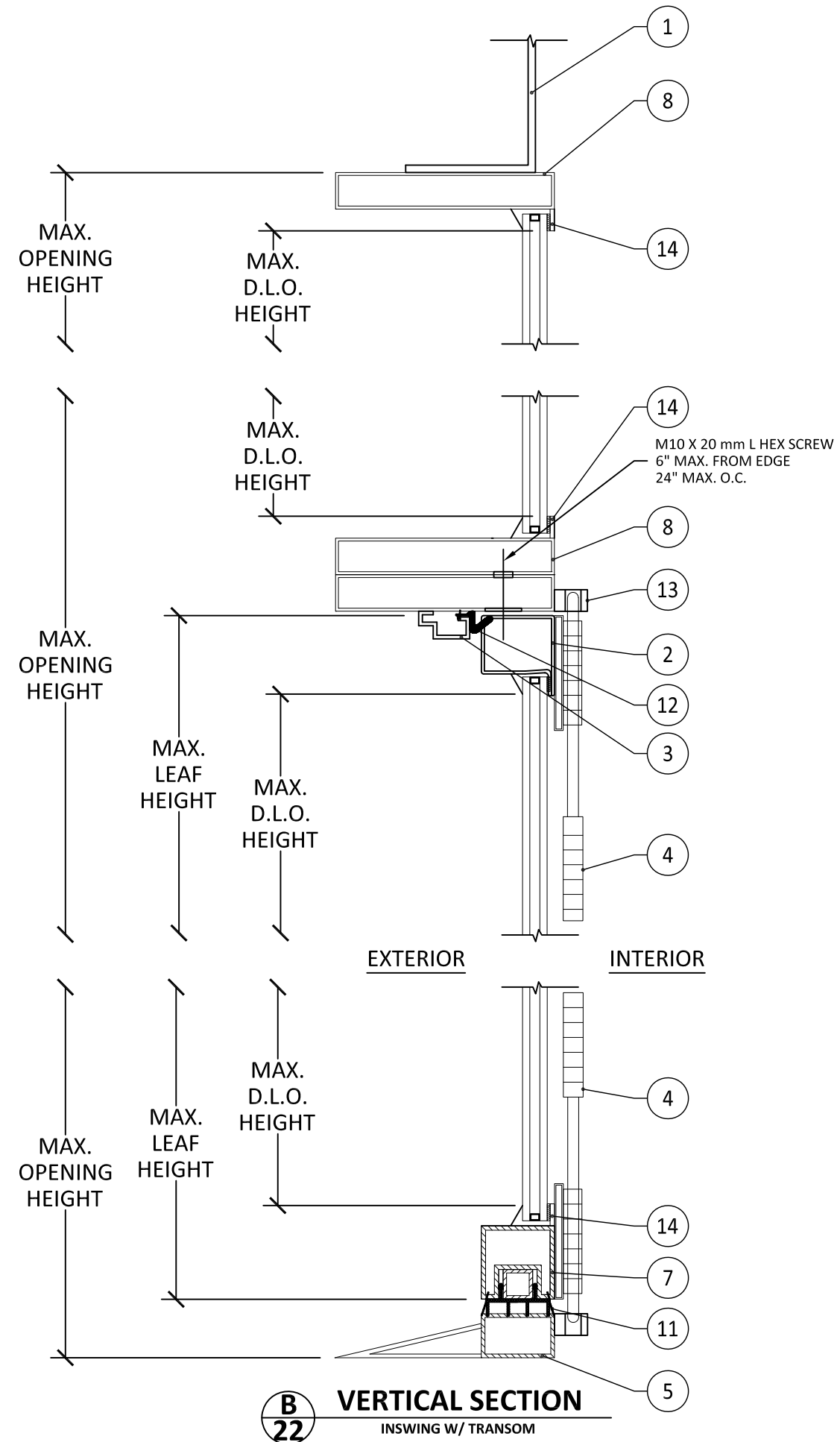
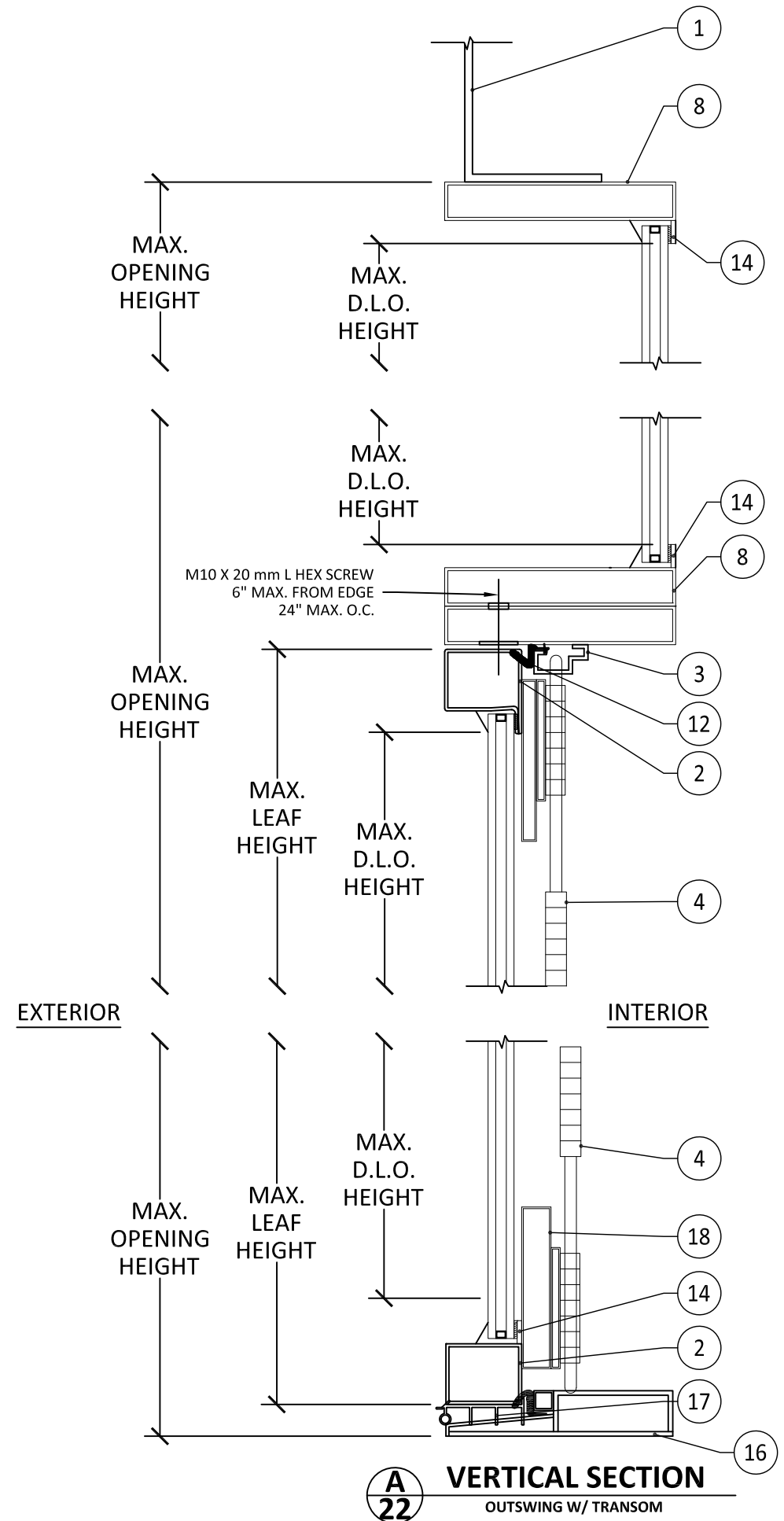


**FL27071**

DATE:	01.16.23
DWG. BY:	MS
CHK. BY:	HFN
SCALE:	NTS
DWG. #:	PCI017
SHEET:	

22

OF 32



2/13/2023 4:33 PM s:\projects\palmcity\ironworks, inc\fbc-19-1124-fbc-submittal-f116749-f127071-f127072-f127073-f127074-f127075-f127076-f127077-f127078-f127079-f127080-f127081-f127082-f127083-f127084-f127085-f127086-f127087-f127088-f127089-f127090-f127091-f127092-f127093-f127094-f127095-f127096-f127097-f127098-f127099-f127100-f127101-f127102-f127103-f127104-f127105-f127106-f127107-f127108-f127109-f127110-f127111-f127112-f127113-f127114-f127115-f127116-f127117-f127118-f127119-f127120-f127121-f127122-f127123-f127124-f127125-f127126-f127127-f127128-f127129-f127130-f127131-f127132-f127133-f127134-f127135-f127136-f127137-f127138-f127139-f127140-f127141-f127142-f127143-f127144-f127145-f127146-f127147-f127148-f127149-f127150-f127151-f127152-f127153-f127154-f127155-f127156-f127157-f127158-f127159-f127160-f127161-f127162-f127163-f127164-f127165-f127166-f127167-f127168-f127169-f127170-f127171-f127172-f127173-f127174-f127175-f127176-f127177-f127178-f127179-f127180-f127181-f127182-f127183-f127184-f127185-f127186-f127187-f127188-f127189-f127190-f127191-f127192-f127193-f127194-f127195-f127196-f127197-f127198-f127199-f127200-f127201-f127202-f127203-f127204-f127205-f127206-f127207-f127208-f127209-f127210-f127211-f127212-f127213-f127214-f127215-f127216-f127217-f127218-f127219-f127220-f127221-f127222-f127223-f127224-f127225-f127226-f127227-f127228-f127229-f127230-f127231-f127232-f127233-f127234-f127235-f127236-f127237-f127238-f127239-f127240-f127241-f127242-f127243-f127244-f127245-f127246-f127247-f127248-f127249-f127250-f127251-f127252-f127253-f127254-f127255-f127256-f127257-f127258-f127259-f127260-f127261-f127262-f127263-f127264-f127265-f127266-f127267-f127268-f127269-f127270-f127271-f127272-f127273-f127274-f127275-f127276-f127277-f127278-f127279-f127280-f127281-f127282-f127283-f127284-f127285-f127286-f127287-f127288-f127289-f127290-f127291-f127292-f127293-f127294-f127295-f127296-f127297-f127298-f127299-f127300-f127301-f127302-f127303-f127304-f127305-f127306-f127307-f127308-f127309-f127310-f127311-f127312-f127313-f127314-f127315-f127316-f127317-f127318-f127319-f127320-f127321-f127322-f127323-f127324-f127325-f127326-f127327-f127328-f127329-f127330-f127331-f127332-f127333-f127334-f127335-f127336-f127337-f127338-f127339-f127340-f127341-f127342-f127343-f127344-f127345-f127346-f127347-f127348-f127349-f127350-f127351-f127352-f127353-f127354-f127355-f127356-f127357-f127358-f127359-f127360-f127361-f127362-f127363-f127364-f127365-f127366-f127367-f127368-f127369-f127370-f127371-f127372-f127373-f127374-f127375-f127376-f127377-f127378-f127379-f127380-f127381-f127382-f127383-f127384-f127385-f127386-f127387-f127388-f127389-f127390-f127391-f127392-f127393-f127394-f127395-f127396-f127397-f127398-f127399-f127400-f127401-f127402-f127403-f127404-f127405-f127406-f127407-f127408-f127409-f127410-f127411-f127412-f127413-f127414-f127415-f127416-f127417-f127418-f127419-f127420-f127421-f127422-f127423-f127424-f127425-f127426-f127427-f127428-f127429-f127430-f127431-f127432-f127433-f127434-f127435-f127436-f127437-f127438-f127439-f127440-f127441-f127442-f127443-f127444-f127445-f127446-f127447-f127448-f127449-f127450-f127451-f127452-f127453-f127454-f127455-f127456-f127457-f127458-f127459-f127460-f127461-f127462-f127463-f127464-f127465-f127466-f127467-f127468-f127469-f127470-f127471-f127472-f127473-f127474-f127475-f127476-f127477-f127478-f127479-f127480-f127481-f127482-f127483-f127484-f127485-f127486-f127487-f127488-f127489-f127490-f127491-f127492-f127493-f127494-f127495-f127496-f127497-f127498-f127499-f127500


TITLE:  
URBAN SERIES OUTSWING / INSWING  
NARROW STILE DOOR  
(NON-HVHZ) (NON-IMPACT)  
VERTICAL SECTIONS

PREPARED BY:  
**BUILDING DROPS, INC.**  
398 E. DANIA BEACH BLVD., STE. 338  
DANIA BEACH, FL 33004  
PH: (954)399-8478  
FAX: (954)744-4738  
WEB: www.buildingdrops.com



REMARKS	BY	DATE

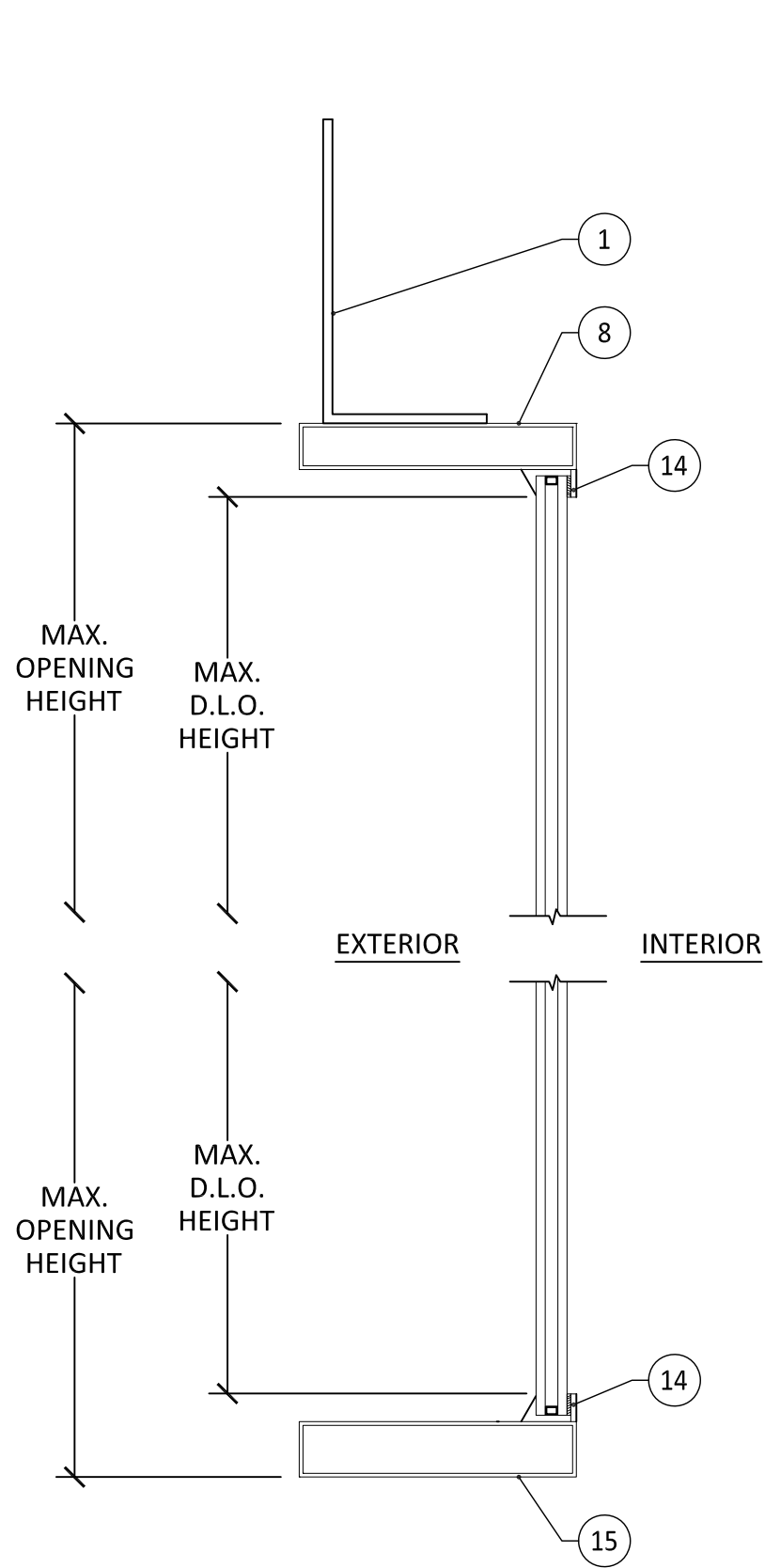
THE INSTALLATION DETAILS DESCRIBED HEREIN ARE GENERIC AND MAY NOT REFLECT ACTUAL CONDITIONS FOR A SPECIFIC SITE. IF SITE CONDITIONS CAUSE INSTALLATION TO DEVIATE FROM THE REQUIREMENTS DETAILED HEREIN, A LICENSED ENGINEER OR ARCHITECT SHALL PREPARE SITE SPECIFIC DOCUMENTS FOR USE WITH THIS DOCUMENT.



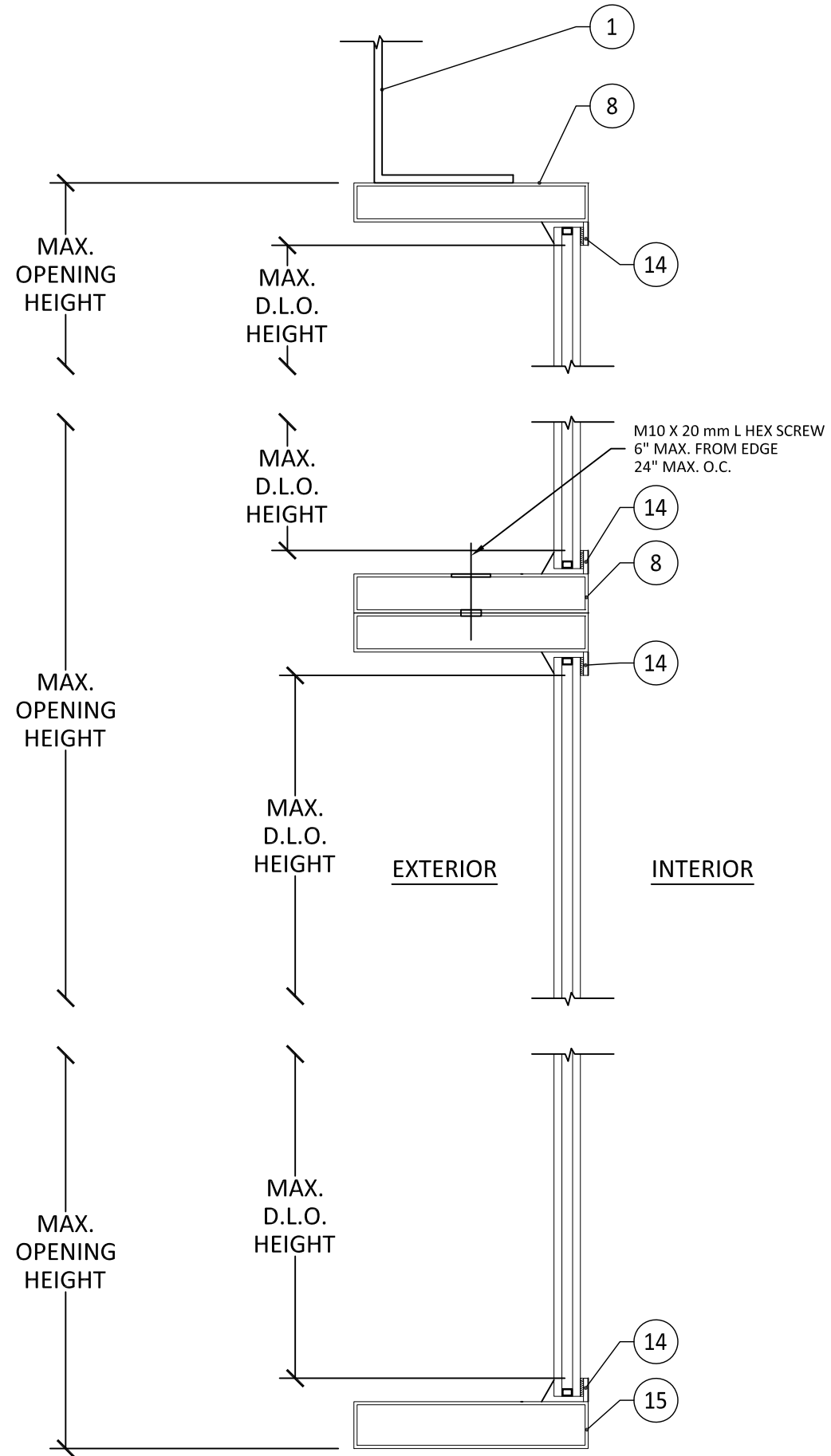
**FL27071**

DATE:	01.16.23
DWG. BY:	MS
CHK. BY:	HFN
SCALE:	NTS
DWG. #:	PCI017
SHEET:	

23



**A**  
**23** VERTICAL SECTION  
SIDELITE



**B**  
**23** VERTICAL SECTION  
SIDELITE W/ TRANSOM

2/13/2023 4:33 PM s:\projects\palmcity\_ironworks\_inc\fbc-19-1124-fbc-submittal-f116749-f127071-f127072-f127073-f127074-f127075-mullion\dwgs\urban\_door\new\_package\pci017.dwg


TITLE: URBAN SERIES OUTSWING / INSWING  
 NARROW STILE DOOR  
 (NON-HVHZ) (NON-IMPACT)  
 HORIZONTAL SECTIONS

PREPARED BY:  
**BUILDING DROPS, INC.**  
 398 E. DANIA BEACH BLVD., STE. 338  
 DANIA BEACH, FL 33004  
 PH: (954) 399-8478  
 FAX: (954) 744-4738  
 WEB: www.buildingdrops.com



REMARKS	BY	DATE

THE INSTALLATION DETAILS DESCRIBED HEREIN ARE GENERIC AND MAY NOT REFLECT ACTUAL CONDITIONS FOR A SPECIFIC SITE. IF SITE CONDITIONS CAUSE INSTALLATION TO DEVIATE FROM THE REQUIREMENTS DETAILED HEREIN, A LICENSED ENGINEER OR ARCHITECT SHALL PREPARE SITE SPECIFIC DOCUMENTS FOR USE WITH THIS DOCUMENT.

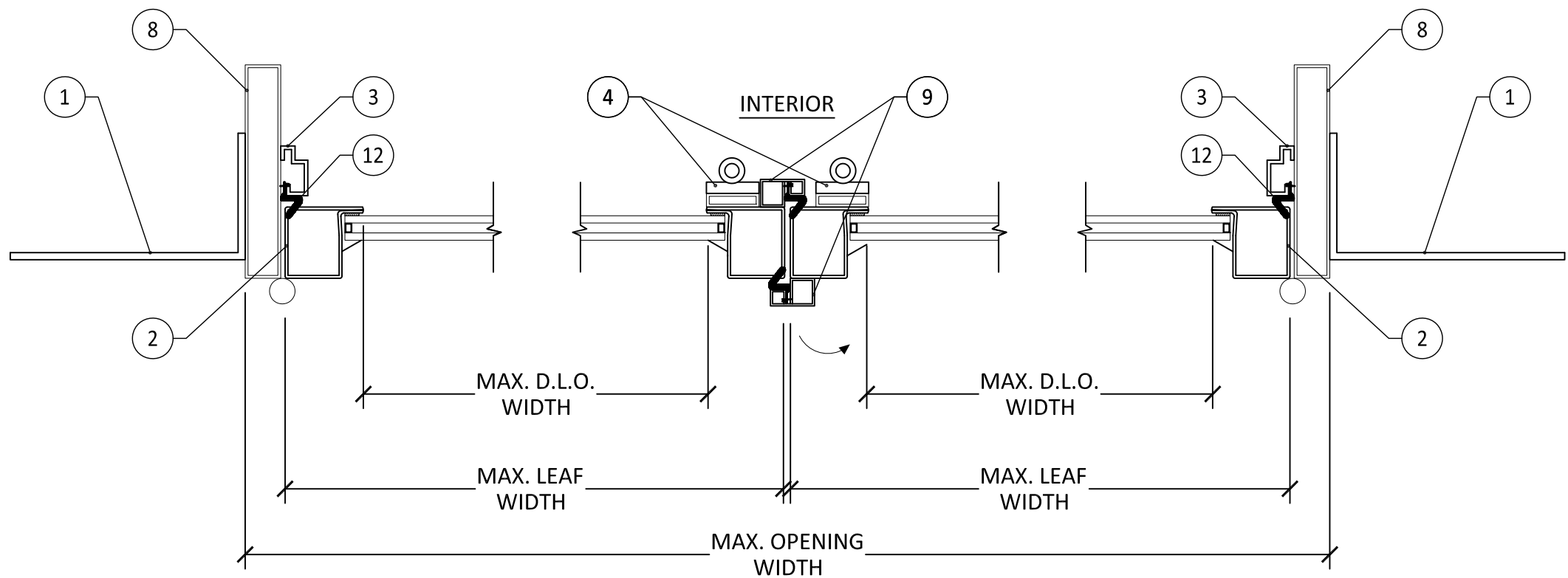


**FL27071**

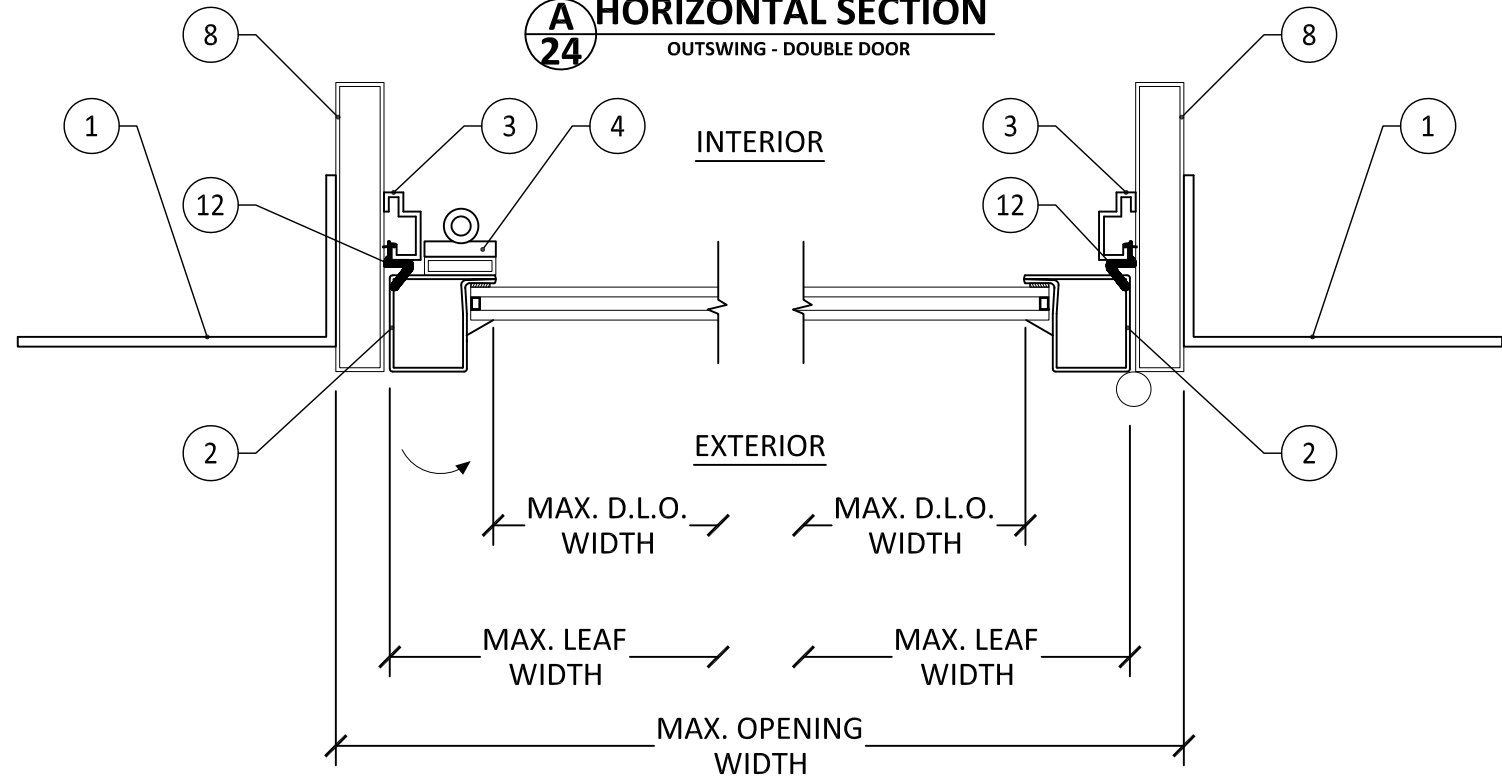
DATE: **01.16.23**  
 DWG. BY: **MS** | CHK. BY: **HFN**  
 SCALE: **NTS**  
 DWG. #: **PCI017**  
 SHEET:

**24**

OF 32



**A HORIZONTAL SECTION**  
 24 OUTSWING - DOUBLE DOOR

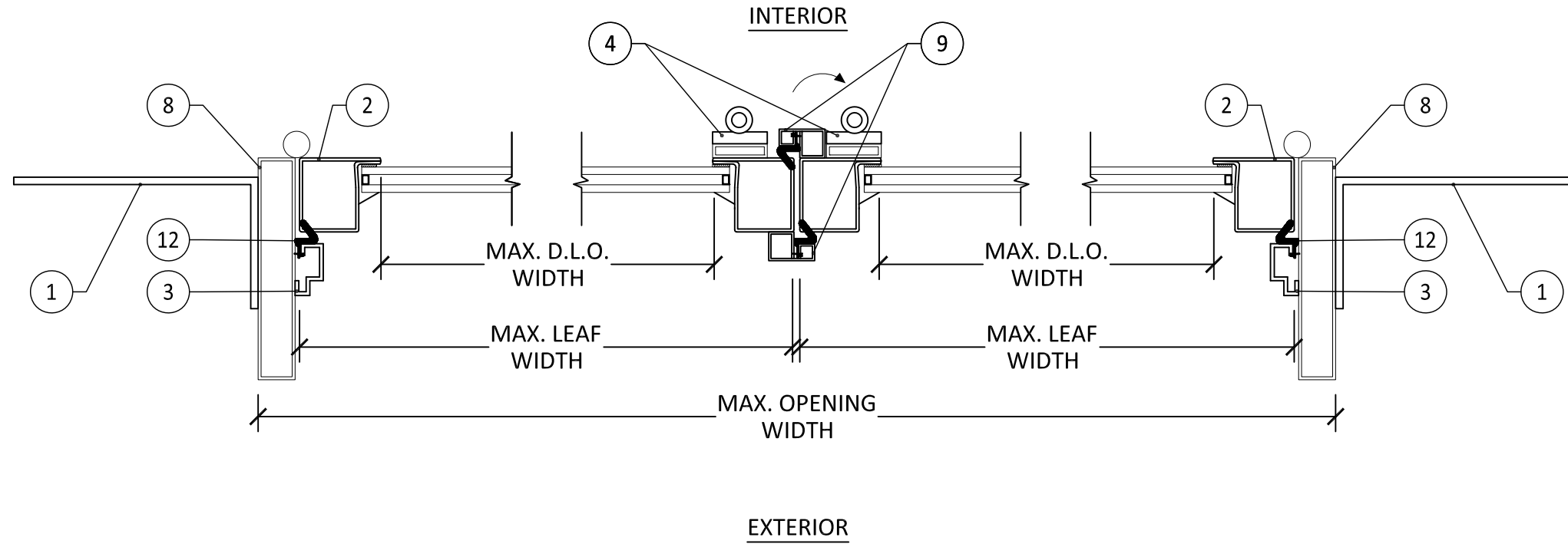


**B HORIZONTAL SECTION**  
 24 OUTSWING - SINGLE DOOR

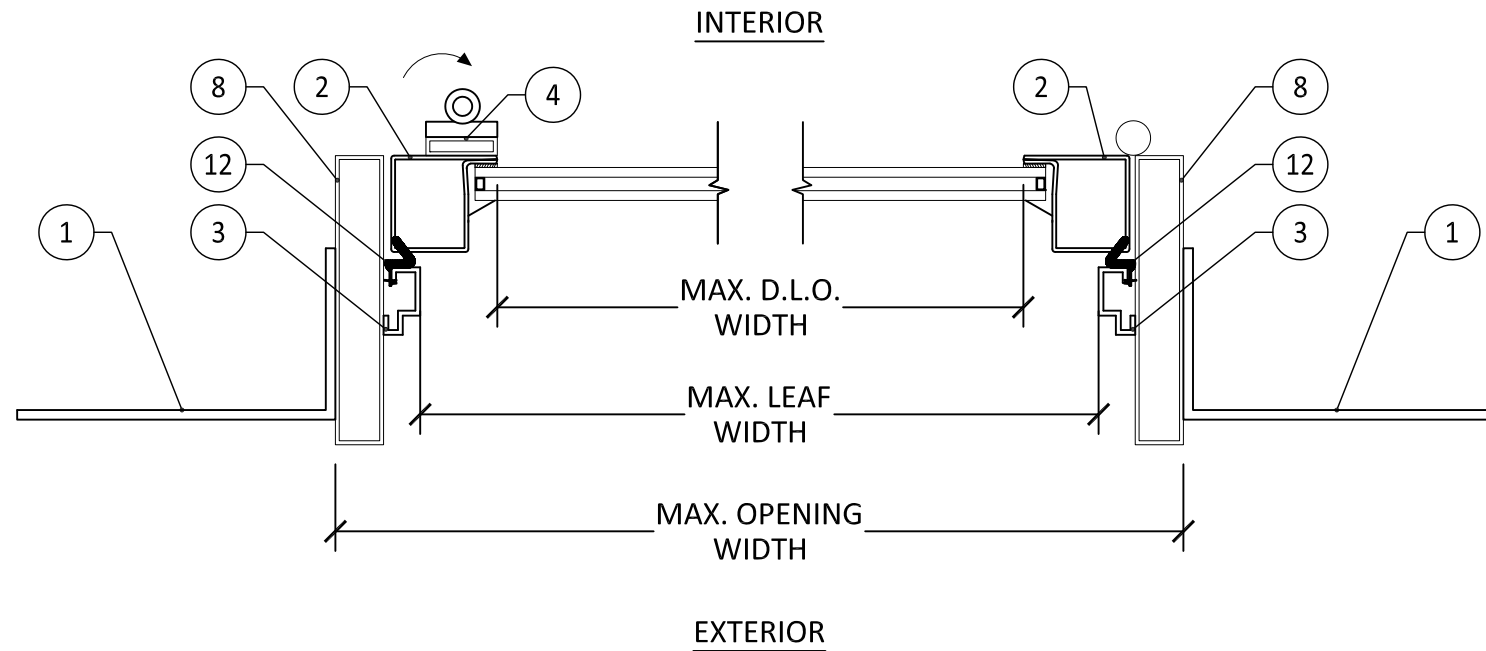
2/13/2023 4:34 PM s:\projects\palmcity\_ironworks, inc\fbc-19-1124 - fbc submittal - f116749 - f127071, f127072, f127073, f127074, f127075, mullion\dwgs\urban door\new package\pci017.dwg

TITLE:  
URBAN SERIES OUTSWING / INSWING  
NARROW STILE DOOR  
(NON-HVHZ) (NON-IMPACT)  
HORIZONTAL SECTIONS

PREPARED BY:  
**BUILDING DROPS, INC.**  
398 E. DANIA BEACH BLVD., STE. 338  
DANIA BEACH, FL 33004  
PH: (954) 399-8478  
FAX: (954) 744-4738  
WEB: www.buildingdrops.com




**A** HORIZONTAL SECTION  
25 INSWING - DOUBLE DOOR



**B** HORIZONTAL SECTION  
25 INSWING - SINGLE DOOR

REMARKS	BY	DATE

THE INSTALLATION DETAILS DESCRIBED HEREIN ARE GENERIC AND MAY NOT REFLECT ACTUAL CONDITIONS FOR A SPECIFIC SITE. IF SITE CONDITIONS CAUSE INSTALLATION TO DEVIATE FROM THE REQUIREMENTS DETAILED HEREIN, A LICENSED ENGINEER OR ARCHITECT SHALL PREPARE SITE SPECIFIC DOCUMENTS FOR USE WITH THIS DOCUMENT.



**FL27071**

DATE: **01.16.23**

DWG. BY: **MS**      CHK. BY: **HFN**

SCALE: **NTS**

DWG. #: **PCI017**

SHEET:  
**25**




TITLE: URBAN SERIES OUTSWING / INSWING  
NARROW STILE DOOR  
(NON-HVHZ) (NON-IMPACT)  
HORIZONTAL SECTIONS

PREPARED BY:  
**BUILDING DROPS, INC.**  
398 E. DANIA BEACH BLVD., STE. 338  
DANIA BEACH, FL 33004  
PH: (954)399-8478  
FAX: (954)744-4738  
WEB: www.buildingdrops.com



REMARKS	BY	DATE

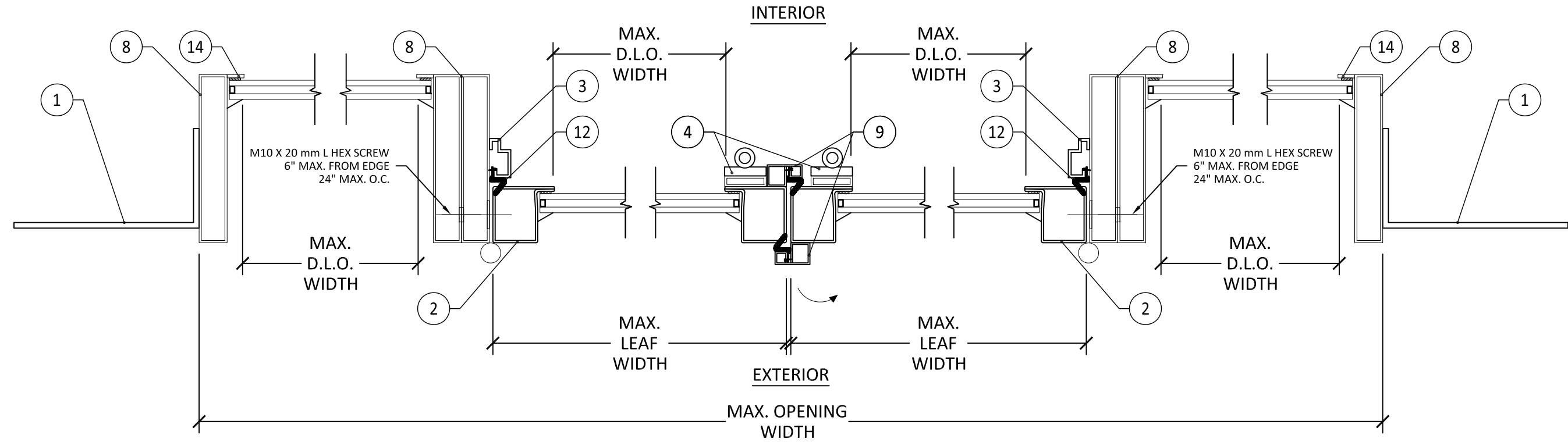
THE INSTALLATION DETAILS DESCRIBED HEREIN ARE GENERIC AND MAY NOT REFLECT ACTUAL CONDITIONS FOR A SPECIFIC SITE. IF SITE CONDITIONS CAUSE INSTALLATION TO DEVIATE FROM THE REQUIREMENTS DETAILED HEREIN, A LICENSED ENGINEER OR ARCHITECT SHALL PREPARE SITE SPECIFIC DOCUMENTS FOR USE WITH THIS DOCUMENT.



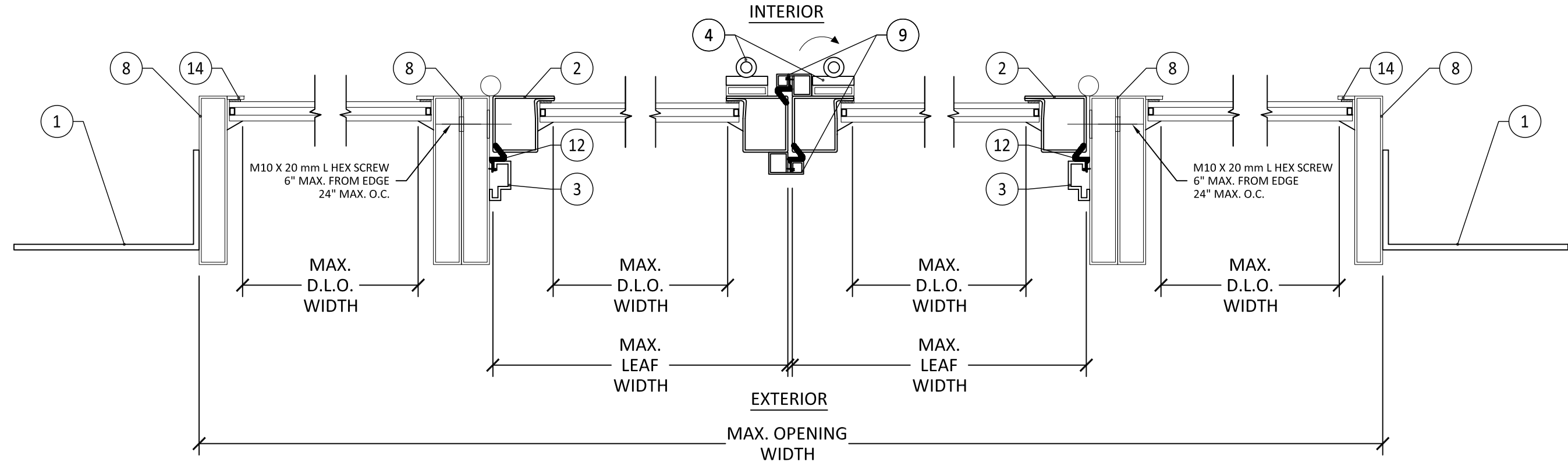
**FL27071**

DATE:	01.16.23
DWG. BY:	MS
CHK. BY:	HFN
SCALE:	NTS
DWG. #:	PCI017
SHEET:	

26



**A HORIZONTAL SECTION**  
26 OUTSWING W/ SIDELITE



**B HORIZONTAL SECTION**  
26 INSWING W/ SIDELITE

2/13/2023 4:34 PM s:\projects\palmcity\ironworks\inc\fbc-19-1124-fbc-submittal-f16749-f127071-f127072-f127073-f127074-f127075-mullion\dwg\urban-door\new-package\pci017.dwg


TITLE:  
URBAN SERIES OUTSWING / INSWING  
NARROW STILE DOOR  
(NON-HVHZ) (NON-IMPACT)  
HORIZONTAL SECTIONS

PREPARED BY:  
**BUILDING DROPS, INC.**  
398 E. DANIA BEACH BLVD., STE. 338  
DANIA BEACH, FL 33004  
PH: (954)399-8478  
FAX: (954)744-4738  
WEB: www.buildingdrops.com



REMARKS	BY	DATE

THE INSTALLATION DETAILS DESCRIBED HEREIN ARE GENERIC AND MAY NOT REFLECT ACTUAL CONDITIONS FOR A SPECIFIC SITE. IF SITE CONDITIONS CAUSE INSTALLATION TO DEVIATE FROM THE REQUIREMENTS DETAILED HEREIN, A LICENSED ENGINEER OR ARCHITECT SHALL PREPARE SITE SPECIFIC DOCUMENTS FOR USE WITH THIS DOCUMENT.



**FL27071**

DATE: **01.16.23**

DWG. BY:  
**MS**

CHK. BY:  
**HFN**

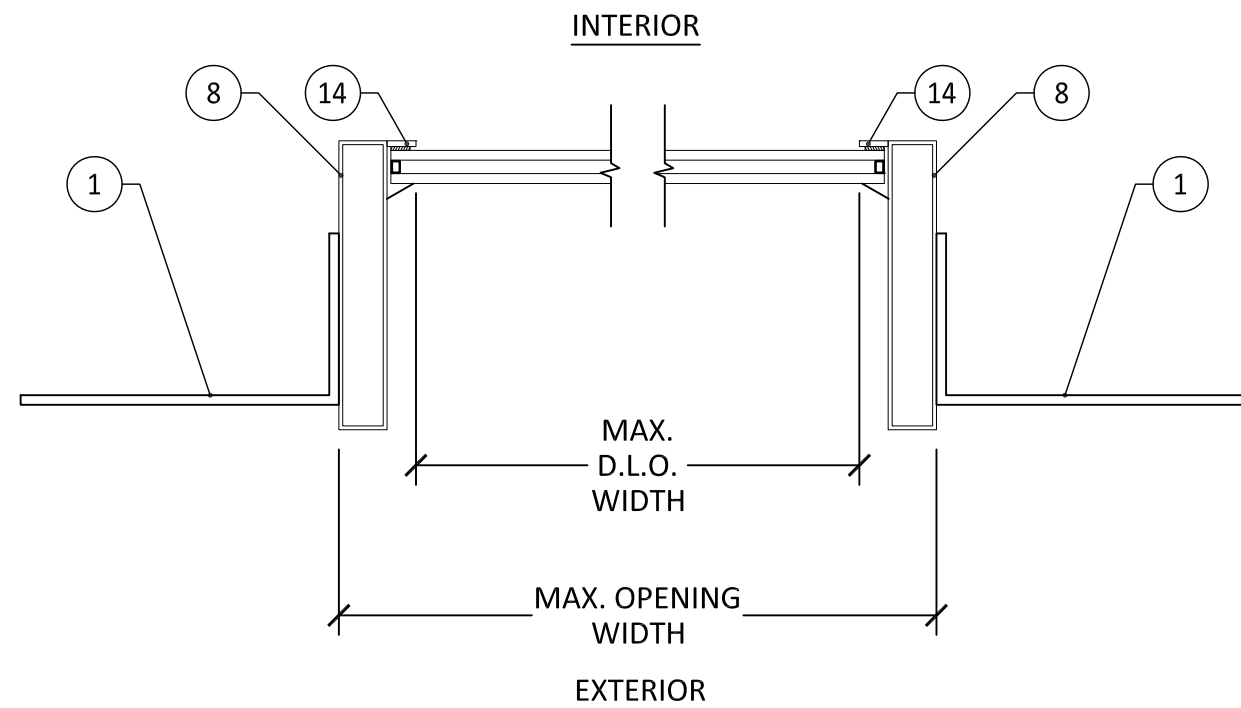
SCALE: **NTS**

DWG. #: **PCI017**

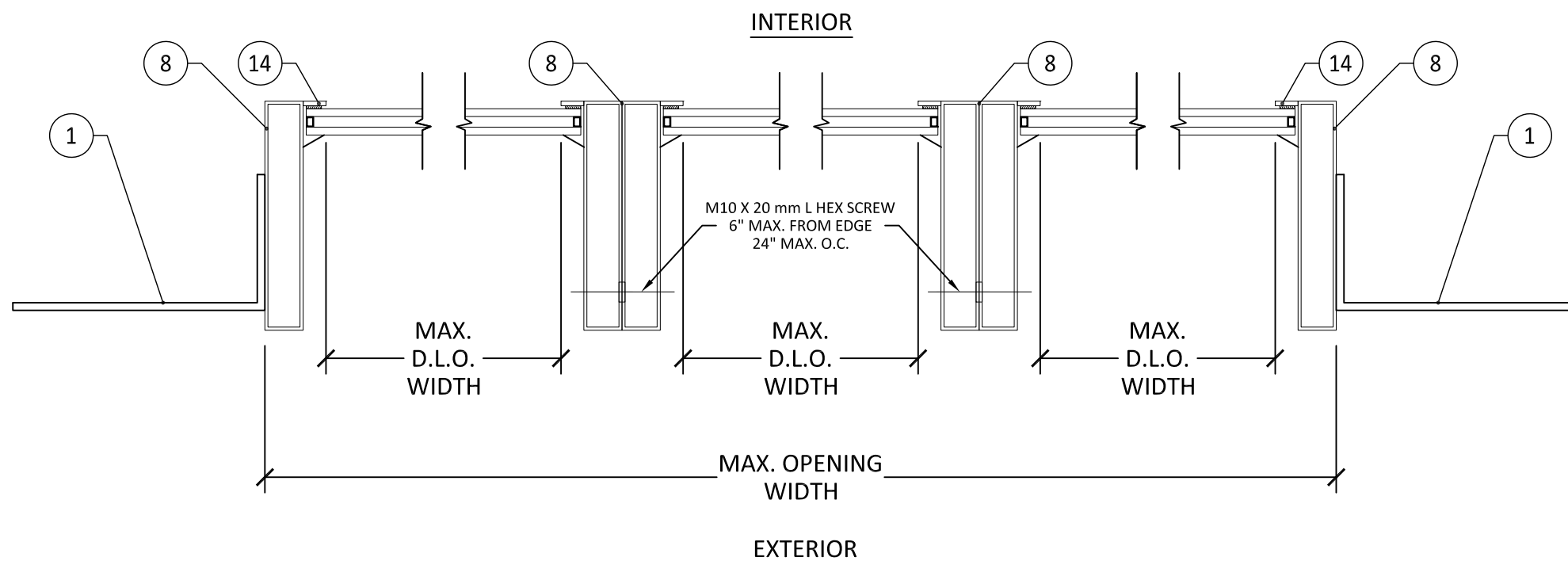
SHEET:

**27**

OF 32



**A** HORIZONTAL SECTION  
**27** FIXED



**B** HORIZONTAL SECTION  
**27** THREE FIXED

2/13/2023 4:34 PM


s:\projects\palmcity ironworks, inc\fbc-19-1124 - fbc submittal - f116749 - f127071, f127072, f127073, f127074, f127075, nullion\dwgs\urban door\new package\pci017.dwg

TITLE: URBAN SERIES OUTSWING / INSWING  
NARROW STILE DOOR  
(NON-HVHZ) (NON-IMPACT)  
HORIZONTAL SECTIONS

PREPARED BY: **BUILDING DROPS, INC.**  
398 E. DANIA BEACH BLVD., STE. 338  
DANIA BEACH, FL 33004  
PH: (954) 399-8478  
FAX: (954) 744-4738  
WEB: www.buildingdrops.com

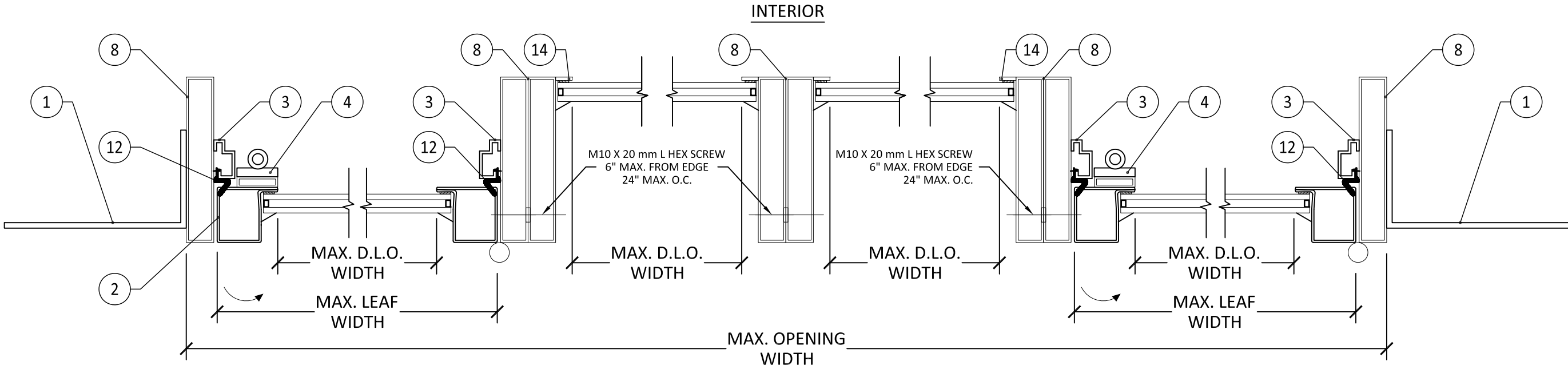
REMARKS	BY	DATE

THE INSTALLATION DETAILS DESCRIBED HEREIN ARE GENERIC AND MAY NOT REFLECT ACTUAL CONDITIONS FOR A SPECIFIC SITE. IF SITE CONDITIONS CAUSE INSTALLATION TO DEVIATE FROM THE REQUIREMENTS DETAILED HEREIN, A LICENSED ENGINEER OR ARCHITECT SHALL PREPARE SITE SPECIFIC DOCUMENTS FOR USE WITH THIS DOCUMENT.

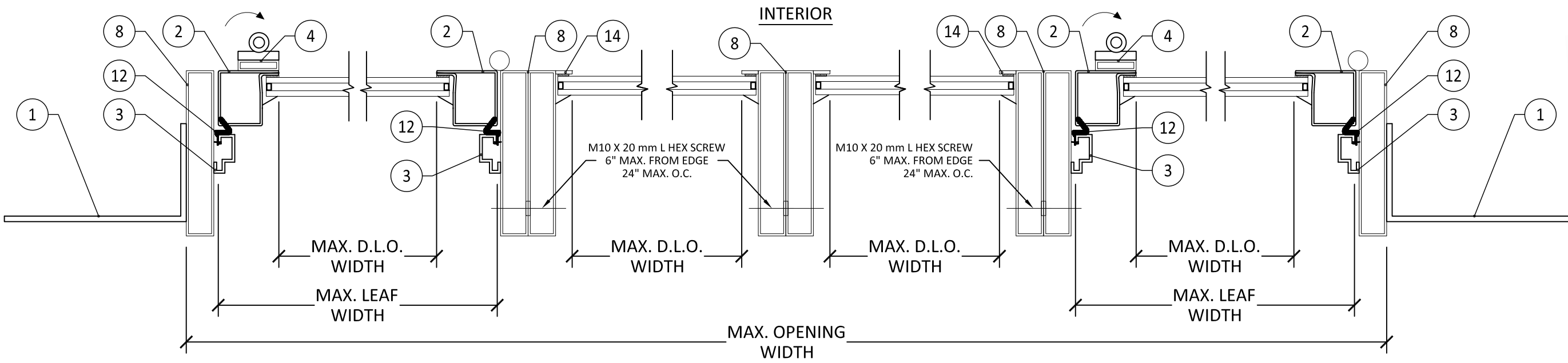


**FL27071**

DATE:	01.16.23
DWG. BY:	MS
CHK. BY:	HFN
SCALE:	NTS
DWG. #:	PCI017
SHEET:	28



**A** HORIZONTAL SECTION  
**28** XOOX - OUTSWING

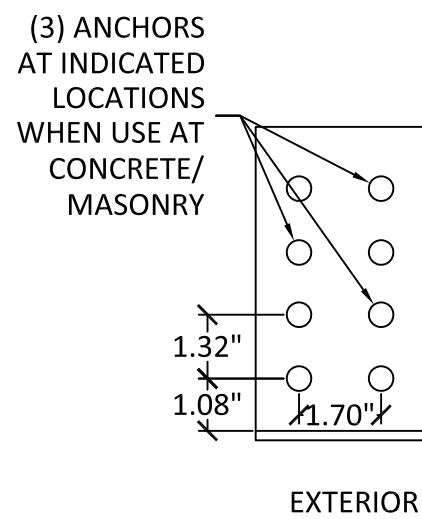


**B** HORIZONTAL SECTION  
**28** XOOX - INSWING

2/13/2023 4:34 PM  
s:\projects\palmcity\_ironworks, inc\fbc-19-1124 - fbc submittal - fl16749 - fl27071, fl27072, fl27073, fl27074, fl27075, nullion\dwgs\urban door\new package\pci017.dwg

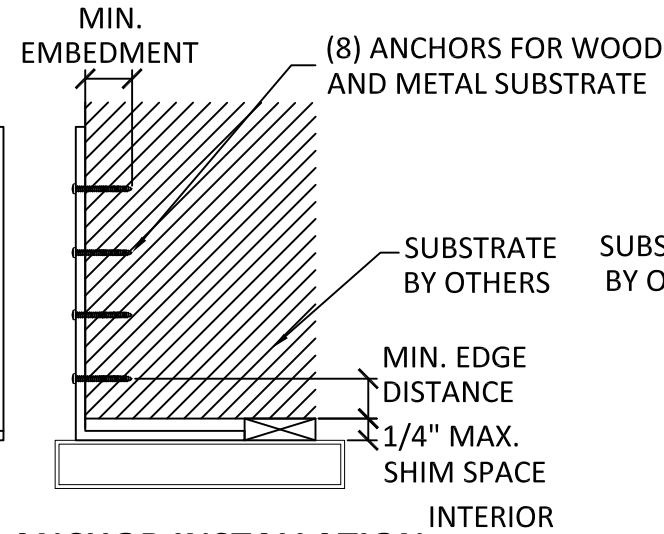
2/13/2023 4:34 PM

s:\projects\palmcity\ironworks\inc\lbc-19-1124-fbc-submittal-0116749-f127071-f127072-f127073-f127074-f127075-mullion\dwg\urban door\new package\pci017.dwg



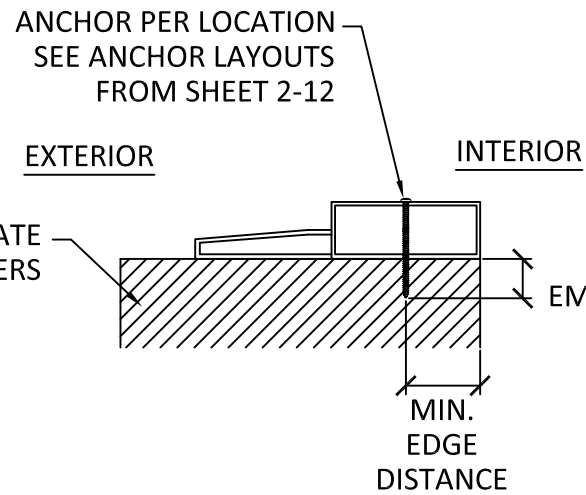
**A**  
**29**

**ANCHOR INSTALLATION**  
THROUGH METAL BRACKET (HEAD/JAMB)



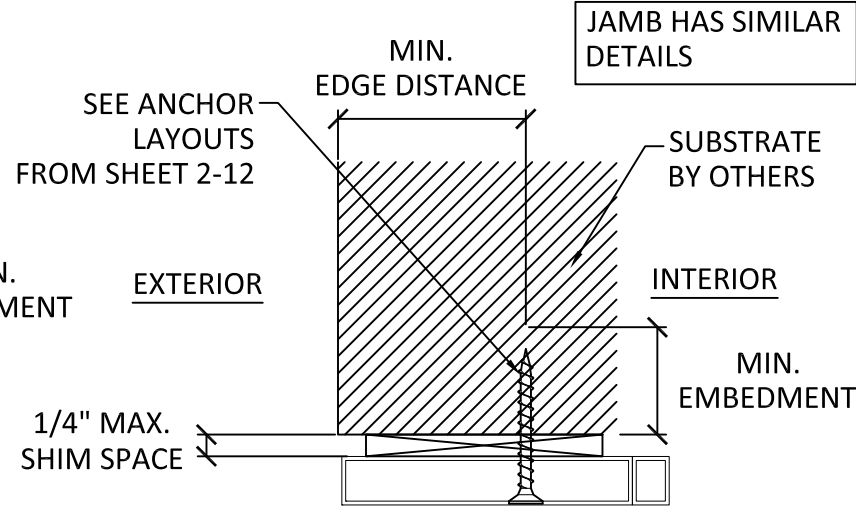
**B**  
**29**

**ANCHOR INSTALLATION**  
THROUGH FRAME (SILL)



**C**  
**29**

**ANCHOR INSTALLATION**  
THROUGH FRAME



**INSTALLATION NOTES:**

- ONE (1) INSTALLATION ANCHOR IS REQUIRED AT EACH ANCHOR LOCATION SHOWN UNLESS OTHERWISE SPECIFIED.
- THE NUMBER OF INSTALLATION ANCHORS DEPICTED IS THE MINIMUM NUMBER OF ANCHORS TO BE USED FOR PRODUCT INSTALLATION OF THE MAXIMUM SIZE LISTED.
- FOR MASONRY OR CONCRETE OPENINGS A 1X WOOD BUCK MAY BE USED (OPTIONAL) AS LONG AS THE MINIMUM EMBEDMENT AND EDGE DISTANCE REQUIREMENTS ARE STILL MET WITHIN THE CORRESPONDING HOST SUBSTRATE.
- INSTALL INDIVIDUAL INSTALLATION ANCHORS WITHIN A TOLERANCE OF  $\pm 1/2$  INCH THE DEPICTED LOCATION & SPACING IN THE ANCHOR LAYOUT DETAILS (I.E., WITHOUT CONSIDERATION OF TOLERANCES). TOLERANCES ARE NOT CUMULATIVE FROM ONE INSTALLATION ANCHOR TO THE NEXT.
- SHIM AS REQUIRED AT EACH INSTALLATION ANCHOR WITH LOAD BEARING SHIM(S). MAXIMUM ALLOWABLE SHIM STACK TO BE 1/4 INCH. SHIM WHERE SPACE OF 1/16 INCH OR GREATER OCCURS. SHIM(S) SHALL BE CONSTRUCTED OF HIGH DENSITY, HIGH IMPACT, NON-METALIC, NON COMPRESSIBLE, NATURALLY DURABLE & PRESERVATIVE TREATED MATERIALS.
- MINIMUM EMBEDMENT AND EDGE DISTANCE EXCLUDE WALL FINISHES, INCLUDING BUT NOT LIMITED TO STUCCO, FOAM, BRICK VENEER, AND SIDING.
- INSTALLATION ANCHORS AND ASSOCIATED HARDWARE MUST BE MADE OF CORROSION RESISTANT MATERIAL OR HAVE A CORROSION RESISTANT COATING.
- FOR HOLLOW BLOCK AND GROUT FILLED BLOCK, DO NOT INSTALL INSTALLATION ANCHORS INTO MORTAR JOINTS. EDGE DISTANCE IS MEASURED FROM FREE EDGE OF BLOCK OR EDGE OF MORTAR JOINT INTO FACE SHELL OF BLOCK.
- INSTALLATION ANCHORS SHALL BE INSTALLED IN ACCORDANCE WITH ANCHOR MANUFACTURER'S INSTALLATION INSTRUCTIONS, AND ANCHORS SHALL NOT BE USED IN SUBSTRATES WITH STRENGTHS LESS THAN THE MINIMUM STRENGTH SPECIFIED BY THE ANCHOR MANUFACTURER.

ANCHOR SCHEDULE				
METHOD	ANCHOR TYPE	SUBSTRATE	MIN. EMBEDMENT	MIN. EDGE DISTANCE
THROUGH METAL BRACKET (HEAD/JAMB)	#8 WOOD SCREW	WOOD: MIN. SG = 0.55	1.50"	0.75"
	#8-32 GRADE 5 SELF-DRILLING OR SELF-TAPPING SCREW	STEEL: MIN. 18 GAUGE, MIN. FY = 36 KSI	3 THREADS MIN. PENETRATION BEYOND METAL	0.50"
		ALUMINUM: MIN. ALLOY 6063-T5, MIN. 1/8" THICK		
	1/4" ITW TAPCON	CONCRETE: MIN. F'C = 3000 PSI	1.00"	2.00"
1/4" ITW TAPCON	MASONRY: CMU PER ASTM C90, MIN. 2000 PSI	1.00"	2.25"	
THROUGH FRAME (HEAD/JAMB/SILL)	#10 WOOD SCREW	WOOD: MIN. SG = 0.55	1.50"	1.00"
	1/4"-20 GRADE 5 SELF-DRILLING OR SELF-TAPPING SCREW	STEEL: MIN. 18 GAUGE, MIN. FY = 36 KSI	3 THREADS MIN. PENETRATION BEYOND METAL	0.50"
ALUMINUM: MIN. ALLOY 6063-T5, MIN. 1/8" THICK				
THROUGH FRAME (HEAD/JAMB)	1/4" ITW TAPCON	CONCRETE: MIN. F'C = 3000 PSI	1.50"	1.50"
	1/4" ITW TAPCON	MASONRY: CMU PER ASTM C90, MIN. 2000 PSI	1.00"	2.00"
THROUGH FRAME (SILL)	1/4" ITW TAPCON	CONCRETE: MIN. F'C = 3000 PSI	1.50"	2.50"




PALM CITY IRONWORKS  
3160 KUTAK RD.  
FORT MYERS, FL 33916  
PH: (239) 691-8400 FX: (239)277-0061

TITLE: URBAN SERIES OUTSWING / INSWING NARROW STILE DOOR (NON-HVHZ) (NON-IMPACT) INSTALLATION NOTES, ANCHOR DETAILS & ANCHOR SCHEDULE

PREPARED BY: BUILDING DROPS, INC.  
398 E. DANIA BEACH BLVD., STE. 338  
DANIA BEACH, FL 33004  
PH: (954)399-8478  
FAX: (954)744-4738  
WEB: www.buildingdrops.com

REMARKS	BY	DATE

THE INSTALLATION DETAILS DESCRIBED HEREIN ARE GENERIC AND MAY NOT REFLECT ACTUAL CONDITIONS FOR A SPECIFIC SITE. IF SITE CONDITIONS CAUSE INSTALLATION TO DEVIATE FROM THE REQUIREMENTS DETAILED HEREIN, A LICENSED ENGINEER OR ARCHITECT SHALL PREPARE SITE SPECIFIC DOCUMENTS FOR USE WITH THIS DOCUMENT.



**FL27071**

DATE: **01.16.23**

DWG. BY: **MS**      CHK. BY: **HFN**

SCALE: **NTS**

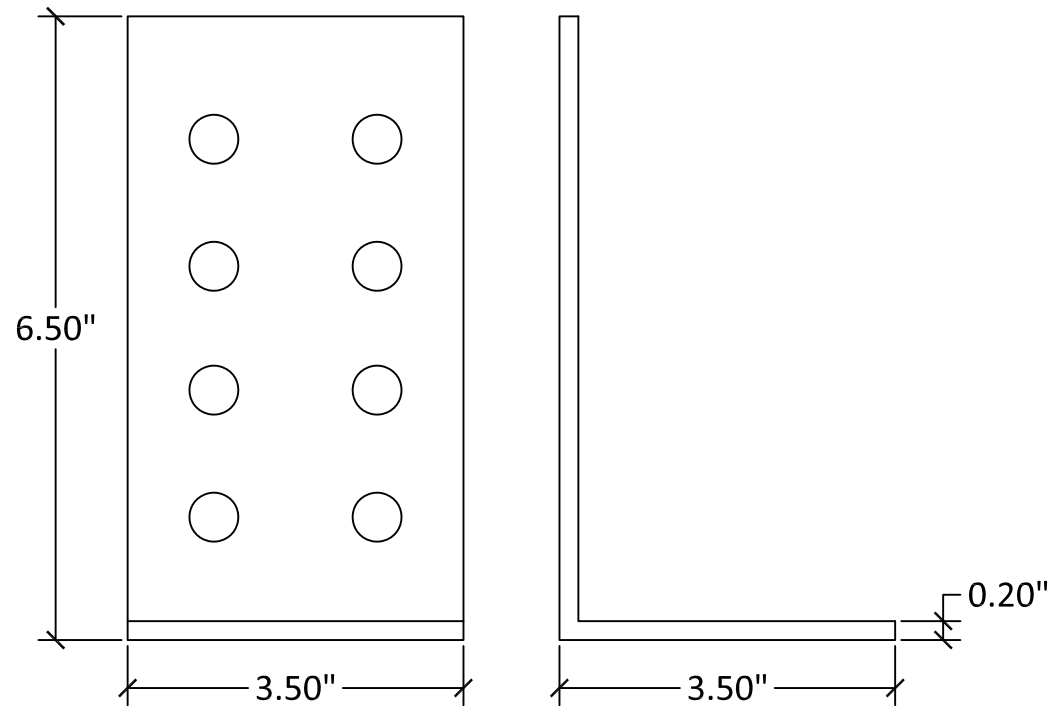
DWG. #: **PCI017**

SHEET: **29**

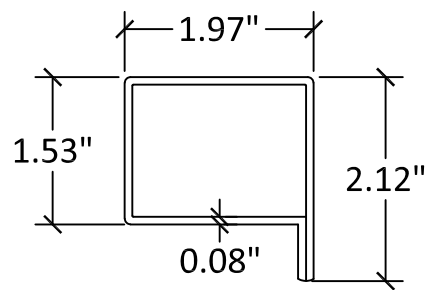


BILL OF MATERIALS

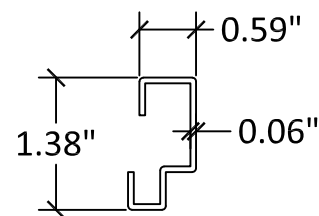
ITEM	DESCRIPTION	MATERIAL	MANUFACTURER
1	METAL BRACKETS	Q235B STEEL	XIAMEN JINZHIXING INDUSTRIAL CO., LTD
2	DOOR, SIDELITE & TRANSOM FRAME	Q235B STEEL	XIAMEN JINZHIXING INDUSTRIAL CO., LTD
3	DOOR STOP	Q235B STEEL	XIAMEN JINZHIXING INDUSTRIAL CO., LTD
4	SURFACE BOLT	Q235B STEEL	XIAMEN JINZHIXING INDUSTRIAL CO., LTD
5	INSWING THRESHOLD	Q235B STEEL	XIAMEN JINZHIXING INDUSTRIAL CO., LTD
6A	INSWING ADA SILL	Q235B STEEL	XIAMEN JINZHIXING INDUSTRIAL CO., LTD
6B	OUTSWING ADA SILL	Q235B STEEL	XIAMEN JINZHIXING INDUSTRIAL CO., LTD
7	BOTTOM RAIL	Q235B STEEL	XIAMEN JINZHIXING INDUSTRIAL CO., LTD
8	JAMB	Q235B STEEL	XIAMEN JINZHIXING INDUSTRIAL CO., LTD
9	ASTRAGAL	Q235B STEEL	XIAMEN JINZHIXING INDUSTRIAL CO., LTD
10	HINGE	Q235B STEEL	XIAMEN JINZHIXING INDUSTRIAL CO., LTD
11	DOOR SWEEP	PLASTIC	HEBEI JIAN'AN THERMAL INSULATION MATERIAL CO., LTD
12	WEATHER STRIPPING	Q-LON	HEBEI JIAN'AN THERMAL INSULATION MATERIAL CO., LTD
13	SURFACE BOLT RECEIVER	Q235B STEEL	XIAMEN JINZHIXING INDUSTRIAL CO., LTD
14	GLASS HOLDER	Q235B STEEL	XIAMEN JINZHIXING INDUSTRIAL CO., LTD
15	FRAME OF SIDELITE AND TRANSOM	Q235B STEEL	XIAMEN JINZHIXING INDUSTRIAL CO., LTD
16	OUTSWING THRESHOLD	Q235B STEEL	XIAMEN JINZHIXING INDUSTRIAL CO., LTD
17	DOOR SWEEP	PLASTIC	HEBEI JIAN'AN THERMAL INSULATION MATERIAL CO., LTD
18	SURFACE BOLT SHIM	Q235B STEEL	XIAMEN JINZHIXING INDUSTRIAL CO., LTD
19	SURFACE BOLT SHIM	Q235B STEEL	XIAMEN JINZHIXING INDUSTRIAL CO., LTD
20	GLAZING PERIMETER BEAD	Q235B STEEL	XIAMEN JINZHIXING INDUSTRIAL CO., LTD



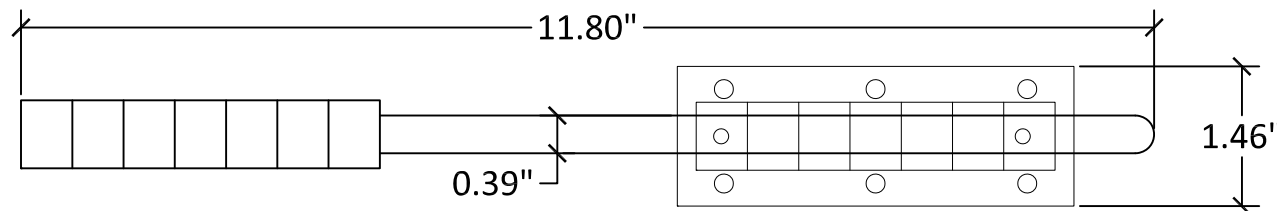
1 METAL BRACKET



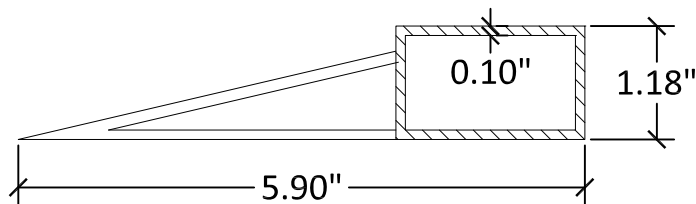
2 DOOR STILE & TRANSOM FRAME




3 DOOR STOP



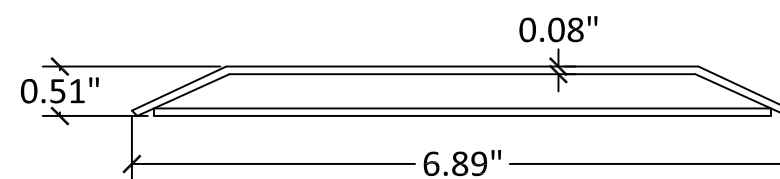
4 SURFACE BOLT



5 INSWING THRESHOLD



6A INSWING ADA SILL



6B OUTSWING ADA SILL



PALM CITY IRONWORKS  
3160 KUTAK RD.  
FORT MYERS, FL 33916  
PH: (239) 691-8400 FX: (239)277-0061


TITLE: URBAN SERIES OUTSWING / INSWING NARROW STILE DOOR (NON-HVHZ) (NON-IMPACT) COMPONENTS

PREPARED BY: BUILDING DROPS, INC.  
398 E. DANIA BEACH BLVD., STE. 338  
DANIA BEACH, FL 33004  
PH: (954)399-8478  
FAX: (954)744-4738  
WEB: www.buildingdrops.com



REMARKS	BY	DATE

THE INSTALLATION DETAILS DESCRIBED HEREIN ARE GENERIC AND MAY NOT REFLECT ACTUAL CONDITIONS FOR A SPECIFIC SITE. IF SITE CONDITIONS CAUSE INSTALLATION TO DEVIATE FROM THE REQUIREMENTS DETAILED HEREIN, A LICENSED ENGINEER OR ARCHITECT SHALL PREPARE SITE SPECIFIC DOCUMENTS FOR USE WITH THIS DOCUMENT.



FL27071

DATE:	01.16.23
DWG. BY:	MS
CHK. BY:	HFN
SCALE:	NTS
DWG. #:	PCI017

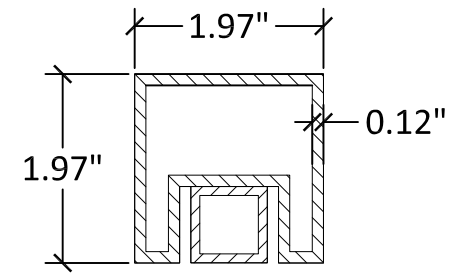
SHEET: 30 OF 32



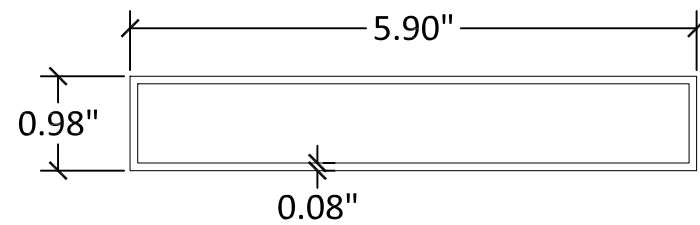
TITLE:  
URBAN SERIES OUTSWING / INSWING  
NARROW STILE DOOR  
(NON-HVHZ) (NON-IMPACT)

COMPONENTS & BILL OF MATERIALS

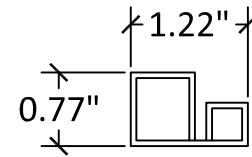
PREPARED BY:  
**BUILDING DROPS, INC.**  
398 E. DANIA BEACH BLVD., STE. 338  
DANIA BEACH, FL 33004  
PH: (954)399-8478  
FAX: (954)744-4738  
WEB: www.buildingdrops.com



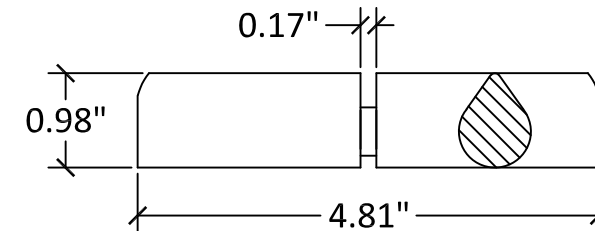
**7** BOTTOM RAIL



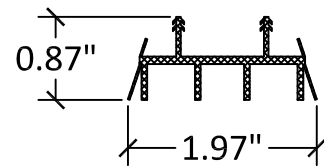
**8** JAMB



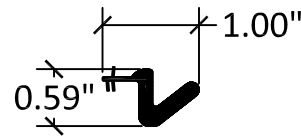
**9** ASTRAGAL



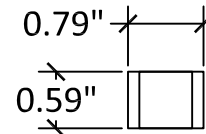
**10** HINGE



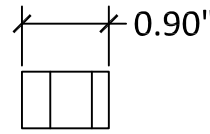
**11** DOOR SWEEP



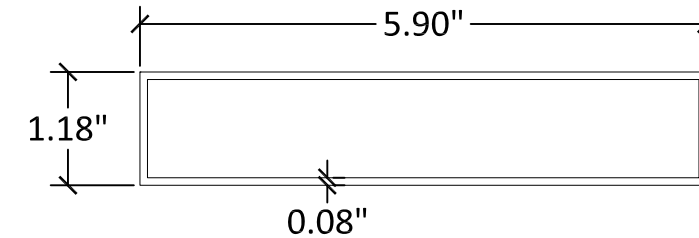
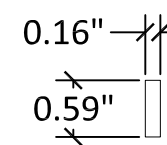
**12** WEATHER STRIPPING



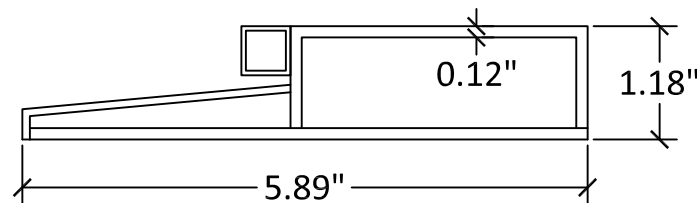
**13** SURFACE BOLT RECEIVER



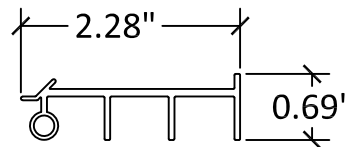
**14** GLASS HOLDER



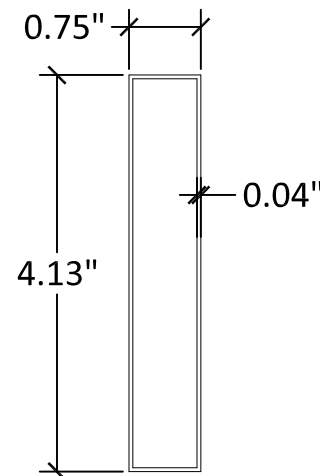
**15** FRAME OF SIDELITE AND TRANSOM



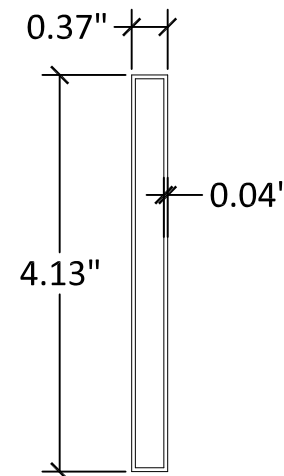
**16** OUTSWING THERSHOLD



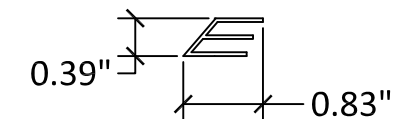
**17** DOOR SWEEP



**18** SURFACE BOLT SHIM




**19** SURFACE BOLT SHIM



**20** GLAZING PERIMETER BEAD

THE INSTALLATION DETAILS DESCRIBED HEREIN ARE GENERIC AND MAY NOT REFLECT ACTUAL CONDITIONS FOR A SPECIFIC SITE. IF SITE CONDITIONS CAUSE INSTALLATION TO DEVIATE FROM THE REQUIREMENTS DETAILED HEREIN, A LICENSED ENGINEER OR ARCHITECT SHALL PREPARE SITE SPECIFIC DOCUMENTS FOR USE WITH THIS DOCUMENT.



**FL27071**

DATE: **01.16.23**

DWG. BY: **MS**

CHK. BY: **HFN**

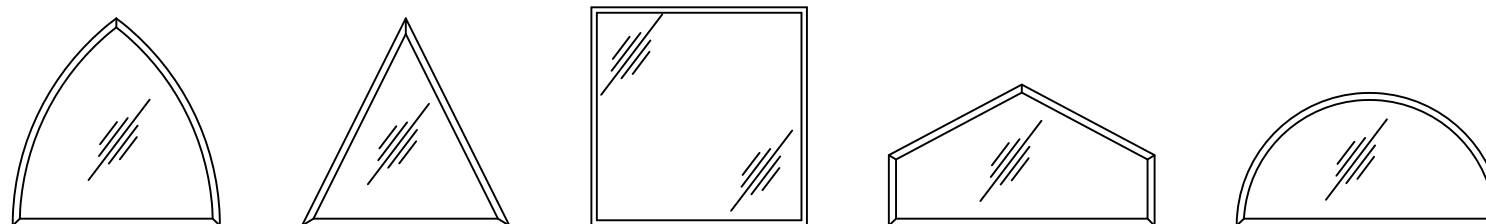

SCALE: **NTS**

DWG. #: **PCI017**

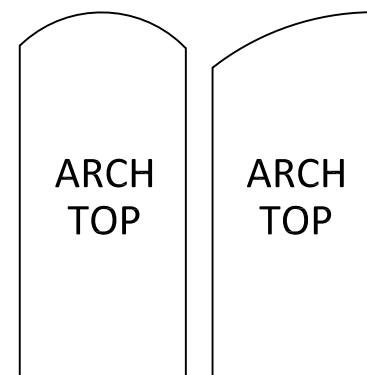
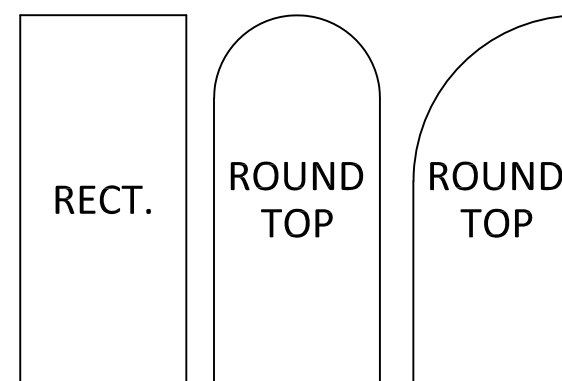

SHEET:

**31**

# QUALIFIED TRANSOM SHAPES



# QUALIFIED DOOR SHAPES



- LIMITATIONS:**
- NO TRUE MUNTIN ALLOWED: SURFACE-APPLIED MUNTINS MAY BE USED FOR DIVIDED LITES OR LITE MAY BE DIVIDED USING MID-RAILS AND STILES.
  - DOOR AND TRANSOMS PANELS MAY BE RECTANGULAR, ROUND OR ARCH TOP.


TITLE: URBAN SERIES OUTSWING / INSWING NARROW STILE DOOR (NON-HVHZ) (NON-IMPACT) QUALIFIED CONFIGURATIONS

PREPARED BY: BUILDING DROPS, INC.  
 398 E. DANIA BEACH BLVD., STE. 338  
 DANIA BEACH, FL 33004  
 PH: (954)399-8478  
 FAX: (954)744-4738  
 WEB: www.buildingdrops.com



REMARKS	BY	DATE

THE INSTALLATION DETAILS DESCRIBED HEREIN ARE GENERIC AND MAY NOT REFLECT ACTUAL CONDITIONS FOR A SPECIFIC SITE. IF SITE CONDITIONS CAUSE INSTALLATION TO DEVIATE FROM THE REQUIREMENTS DETAILED HEREIN, A LICENSED ENGINEER OR ARCHITECT SHALL PREPARE SITE SPECIFIC DOCUMENTS FOR USE WITH THIS DOCUMENT.



**FL27071**

DATE:	01.16.23
DWG. BY:	MS
CHK. BY:	HFN
SCALE:	NTS
DWG. #:	PCI017
SHEET:	

32

s:\projects\palmcity\_ironworks, inc\lbc-19-1124 - fbc submittal - fl16749 - fl27071, fl27072, fl27073, fl27074, fl27075, mullion\dwgs\urban door\new package\pci017.dwg 2/13/2023 4:34 PM